

Ascentage Pharma Group

Advancing Therapies That
Restore Apoptosis

October 2021

Disclaimer

DISCLAIMER FOR INVESTOR MATERIALS

By attending the meeting where this presentation is made, or by reading the presentation materials, you agree to be bound by the following limitations:

The information in this presentation has been prepared by representatives of Ascentage Pharma Group International (the "**Company**", and together with its subsidiaries, the "**Group**") for use in presentations by the Group at investor meetings for information purposes. No part of this presentation should form the basis of, or be relied on in connection with, any contract or commitment or investment decision whatsoever.

No representation or warranty, express or implied, is made as to, and no reliance should be placed on, the fairness, accuracy, completeness or correctness of the information, or opinions contained herein. Neither the Company nor any of its directors, supervisors, officers, partners, employees, affiliates, agents, advisors or representatives shall have any responsibility or liability whatsoever (for negligence or otherwise) for any loss howsoever arising from any use of this presentation or its contents or otherwise arising in connection with this presentation. The information set out herein may be subject to updating, completion, revision, verification and amendment and such information may change materially.

This presentation is based on the economic, regulatory, market and other conditions as in effect on the date hereof. It should be understood that subsequent developments may affect the information contained in this presentation, which neither the Company nor any of its directors, supervisors, officers, partners, employees, affiliates, agents, advisors or representatives is under an obligation to update, revise or affirm.

The information communicated in this presentation contains certain statements that are or may be forward-looking. These statements typically contain words such as "will", "may", "expects", "forecasts", "plans" and "anticipates" and words of similar import. By their nature forward-looking statements involve risk and uncertainty because they relate to events and depend on circumstances that will occur in the future. There may be additional material risks that are currently not considered to be material or of which the Company and its advisors or representatives are unaware. Against the background of these uncertainties, readers should not rely on these forward-looking statements. The Company assumes no responsibility to update forward-looking statements or to adapt them to future events or developments.

This presentation and the information contained herein does not constitute or form part of any offer for sale or subscription of or solicitation or invitation of any offer to buy or subscribe for any securities of the Company or any of its subsidiaries or affiliates in any jurisdiction. This presentation and the information contained herein is highly confidential and being furnished to you solely for your information and may not be reproduced or redistributed in any manner to any other person, in whole or in part. In particular, neither the information contained in this presentation nor any copy hereof may be, directly or indirectly, taken or transmitted into or distributed in the United States, Canada, Australia, Japan, Hong Kong or any other jurisdiction which prohibits the same except in compliance with applicable securities laws. Any failure to comply with this restriction may constitute a violation of U.S. or other national securities laws. No money, securities or other consideration is being solicited, and, if sent in response to this presentation or the information contained herein, will be accepted.

By attending this presentation, you acknowledge that you will be solely responsible for your own assessment of the market and the market position of the Group and that you will conduct your own analysis and be solely responsible for forming your own view of the potential future performance of the business of the Group. Any decision to purchase securities in the context of a proposed offering of securities, if any, should be made solely on the basis of information contained in an offering circular or prospectus prepared in relation to such offering.

By reviewing this presentation, you are deemed to have represented and agreed that you and any customers you represent are either (i) a "qualified institutional buyer" (within the meaning of Rule 144A under the United States Securities Act of 1933, as amended), or (ii) outside the United States. You are also deemed to have represented and agreed that you and any customers you represent are professional investors as defined in the Securities and Futures Ordinance (Chapter 571 of the Laws of Hong Kong) and any rules made thereunder.

Innovative and Proprietary Platform

Delivering Potentially First and/or Best-in-Class Drugs




Breakthrough science

144 issued patents

510+ pending applications

100+ publications



Strong pipeline

12 novel compounds

30+ INDS

40+ clinical trials

10+ indications



Dedicated team

1 vision: building a global biopharmaceuticals company

20+ years' commitment of executive team

500+ employees

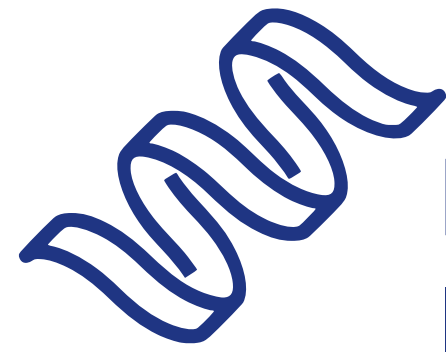


Global development

Integrated organization in


China, United States, Europe and Australia

Global Leader In Developing Therapeutics That Inhibit Protein-Protein interactions to Restore Apoptosis




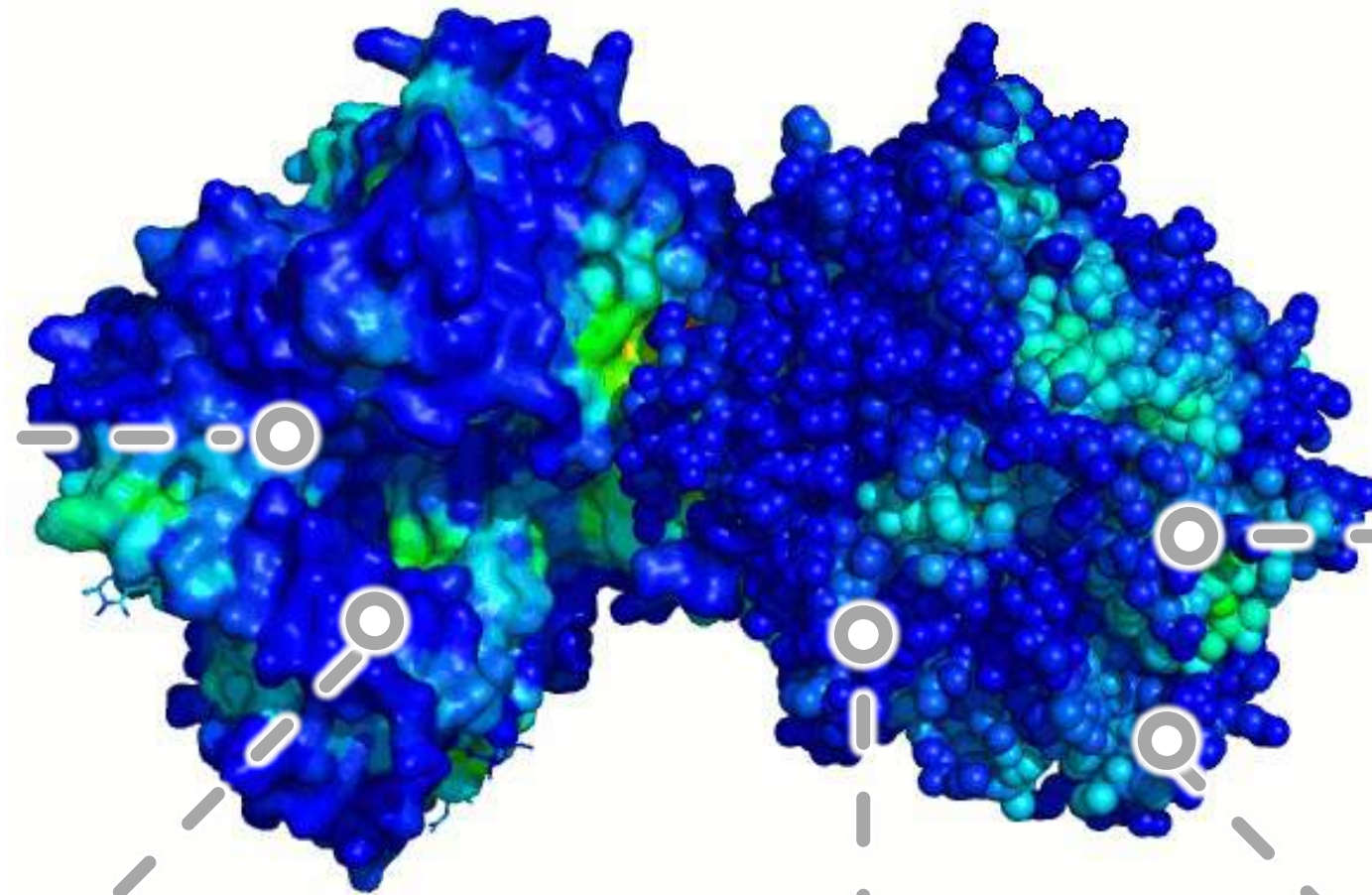
Protein-protein Interactions

Protein-protein interactions (PPIs) play a crucial role in cellular processes, and are implicated in many diseases from cancer to viral infections



Difficult to Drug

PPIs have broad, shallow, relatively featureless binding sites, hence historically **“difficult to drug”**. There is only one PPI-targeting drug approved in oncology, Venetoclax.




Focused on Apoptosis

Apoptosis plays a crucial role in developing and maintaining the health of the body by eliminating old and unhealthy cells.



Targeting Bcl-2, MDM2-p53, IAP


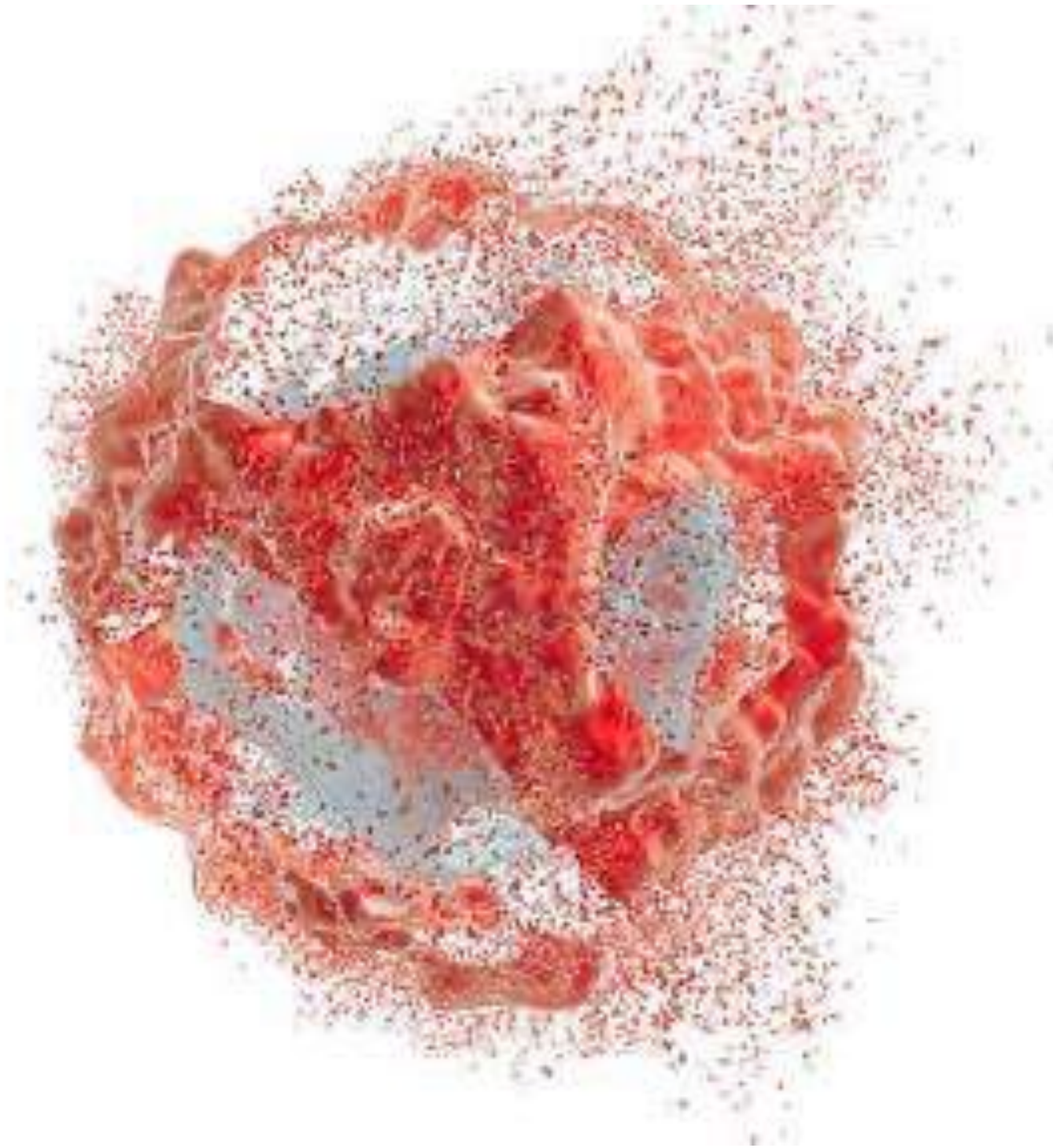
Four potentially **first- or best-in-class** candidates targeting three distinct classes of PPIs that are critical in inducing apoptosis, namely, Bcl-2, MDM2-p53 and IAP proteins.



Small Molecules

PPI targets can't be penetrated by large molecules, leaving small molecules the only viable choice for drug development

Major Achievements Over Last 12 Months



1 NDA with “Priority Review”
and **“Breakthrough Therapy”**
for HQP1351 (Olverembatinib) in China



Clinical Proof of Concept (POC) of APG-2575 established in r/r CLL



17 global studies
of APG-2575 in CLL, AML,
MM, etc.; entered Europe
for the first time



12 ODDs
and **2 FTDs**
by **US FDA**



3 clinical and commercial collaborations
with AstraZeneca, Merck
and Innovent

12 Month Clinical Milestones



Conditional approval and launch of **HQP1351** in China; NDA package submission for full approval; completion of bridging Ph Ib and initiation of discussion with FDA on pivotal study in the US



CDE approval on the Phase II pivotal study design of **APG-2575** as a single agent for treatment of R/R CLL by the end of 2021



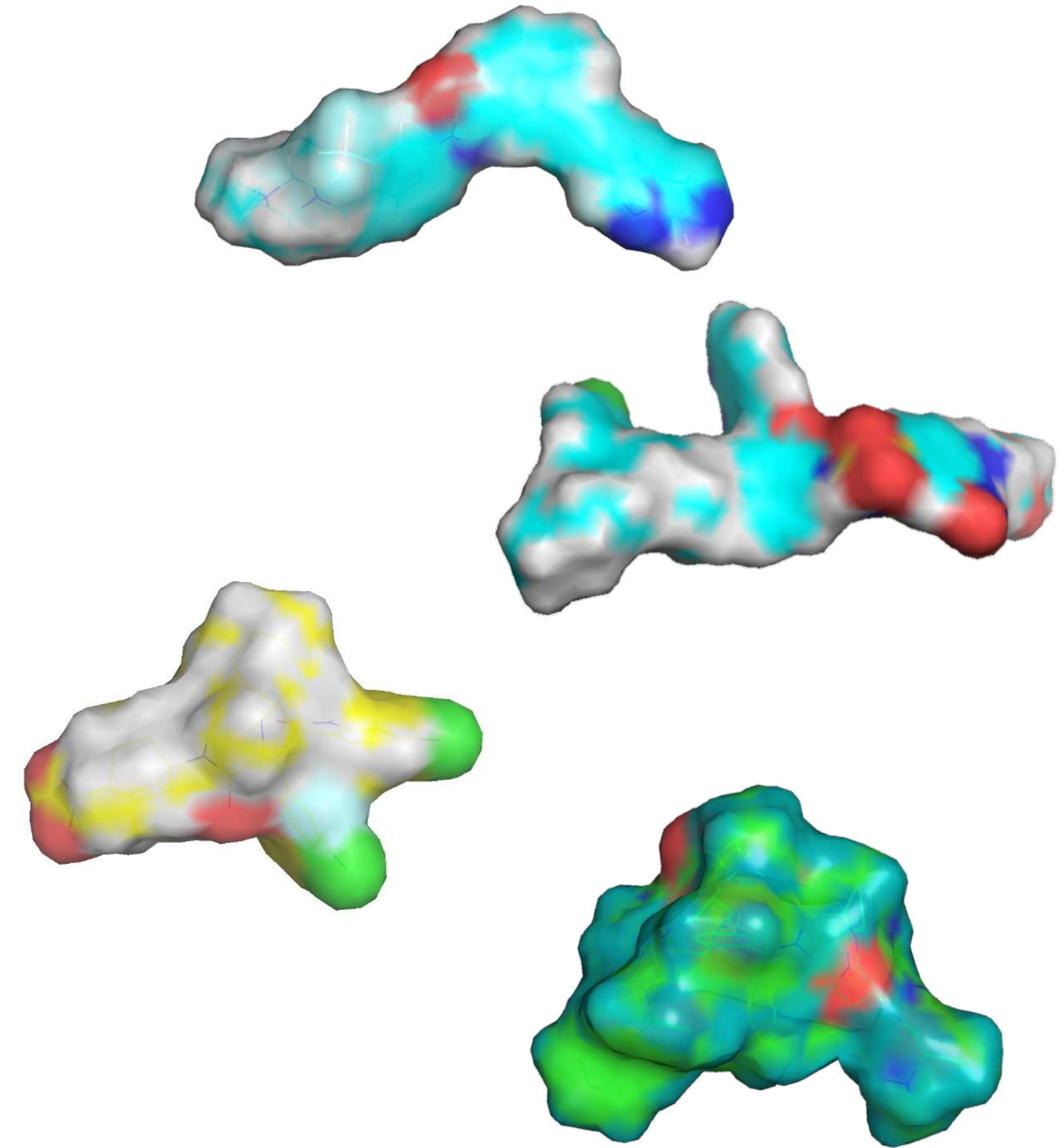
APG-115 + Keytruda® reaches POC in targeting checkpoint resistant/relapsed melanoma patients



IAP/XIAP Dimer **APG-1387** + Keytruda® reaches Ph II POC study treating solid tumor patients



FAK/ALK inhibitor **APG-2449** reaches POC targeting NSCLC



More ODDs Than Any Other Chinese Biotech Companies

4
Breakthrough


 BeiGene
Zanubrutinib
1 BTD

 君实生物
TopAlliance
JS001
1 BTD

 基石药业
CSTONE
PHARMACEUTICALS
Sugemalimab
1 BTD

 荣昌制药
RONGCHANG
RC48-ADC
1 BTD

40
Orphan Drug

 亞盛醫藥
Ascentage Pharma
APG-115, APG-1252,
APG-2575, HQP1351
12 ODDs

 BeiGene
Zanubrutinib,
Tislelizumab
4 ODDs

 君实生物
TopAlliance
JS001
3 ODDs

 依生生物
YISHENG BIOPHARMA
YS-ON-001
3 ODDs


 CARSGEN
THERAPEUTICS
 XWPharma
 Gan & Lee
REGIMMUNE
 I-MAB
JACOBI
 康宁杰瑞
HIGHTIDE
 基石药业
CSTONE
PHARMACEUTICALS
 CHI-
MED
INNOCARE

15
Fast Track

 亞盛醫藥
Ascentage Pharma
HQP1351, APG-115
2 FTDs

 XYNOMIC
Pharma
Abexinostat
2 FTDs

 CHI-
MED
Fruquintinib Surufatinib
2 FTDs

 HIGHTIDE
HTD1801
2 FTDs

 KBP
BIOSCIENCES
 泽生科技
 Akesobio
 Adlai Nortye
阿达利诺泰
 荣昌制药
RONGCHANG

Commercialization update

Joint Commercial team of Ascentage & Innovent will accelerate the launch of Olverembatinib

- Leveraging Innovent strong commercial team, Olverembatinib will quickly penetrate 80% of potential market before NRDL, reach higher peak sales and maximize the life cycle value.
- Sharing Innovent's commercial recourses and experience will boost the commercial capability of Ascentage.
- Ours joint commercial team is on track to optimize brand strategy, pricing strategy and NRDL negotiation strategy for Olverembatinib.



Landmark Strategic Collaboration With Innovent

Landmark multi-part deal in China of **up to USD 245m** between two leading Chinese biopharma companies

Strategic equity investment signifying Innovent's **strong recognition** of our R&D capabilities and our growth potential

To jointly develop HQP1351 and APG-2575 in China: **de-risking, cost sharing** and **keeping the upside**



Two promising combination therapies of APG-2575/HALPRYZA (CD-20) and APG-2575/letaplimab (CD-47) with **synergy** in various oncology indications

Combined sales force of 2,100+ to support the commercialization of HQP1351

To bring in **USD90m cash** near term to support clinical development of our pipeline

Multiple Ongoing Strategic Alliances

BCL-xL



- UNITY Biotechnology ("UNITY",NASDAQ:UBX), has dosed the first patient in a Phase I clinical study of drug candidate UBX1325 in patients with diabetic macular edema (DME)
- This progress in clinical development provided Ascentage Pharma with a milestone payment according to the terms of the licensing agreement
- Ascentage Pharma retains the rights to the compounds in the Greater China region and plans to establish a joint venture with UNITY in the future for the development and commercialization of the compound in China

BCL-2



- Entered a global clinical collaboration with Acerta Pharma, the hematology research and development center of excellence of AstraZeneca
- A clinical trial of Ascentage Pharma's APG-2575 combined with Acerta Pharma's CALQUENCE® (acalabrutinib), evaluating the efficacy and safety of this combination therapy in patients with r/r CLL/SLL is on going

MDM2-p53



- Entered a global clinical collaboration with MSD
- An open-label, multicenter, phase Ib/II study (NCT03611868) , evaluating the safety and efficacy of APG-115 with KEYTRUDA® (pembrolizumab) in multiple cohorts of advanced solid tumors (i, e., NSCLC, melanoma) is ongoing

BCR-ABL & BCL-2



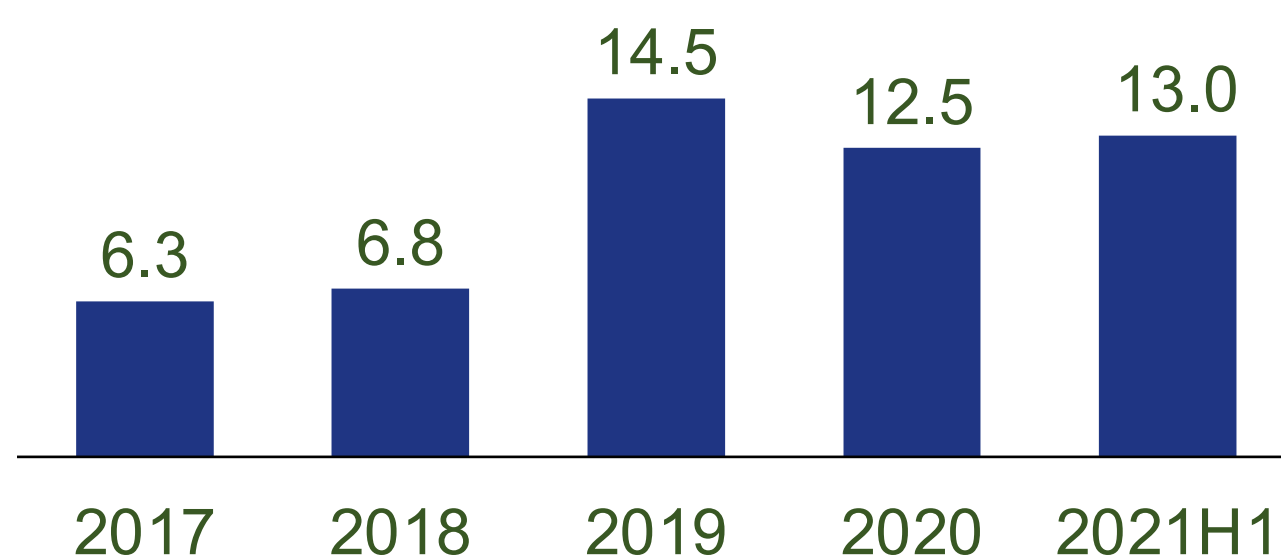
- Ascentage agreed to grant to Innovent the right to develop HQP1351 in China and to commercialize HQP1351 in the cities within China being allocated to Innovent.
- Two companies jointly develop and conduct clinical trials of the combination therapy involving APG-2575, in combination with the CD20 Antibody and the CD47 Antibody for the treatment of certain indications.
- Innovent agreed to US\$50 million worth of Ascentage Pharma's common stock. Ascentage Pharma will grant Innovent stock warrants that will allow it to acquire additional Ascentage Pharma's common shares for a total consideration of US\$50 million



Key Financial Highlights

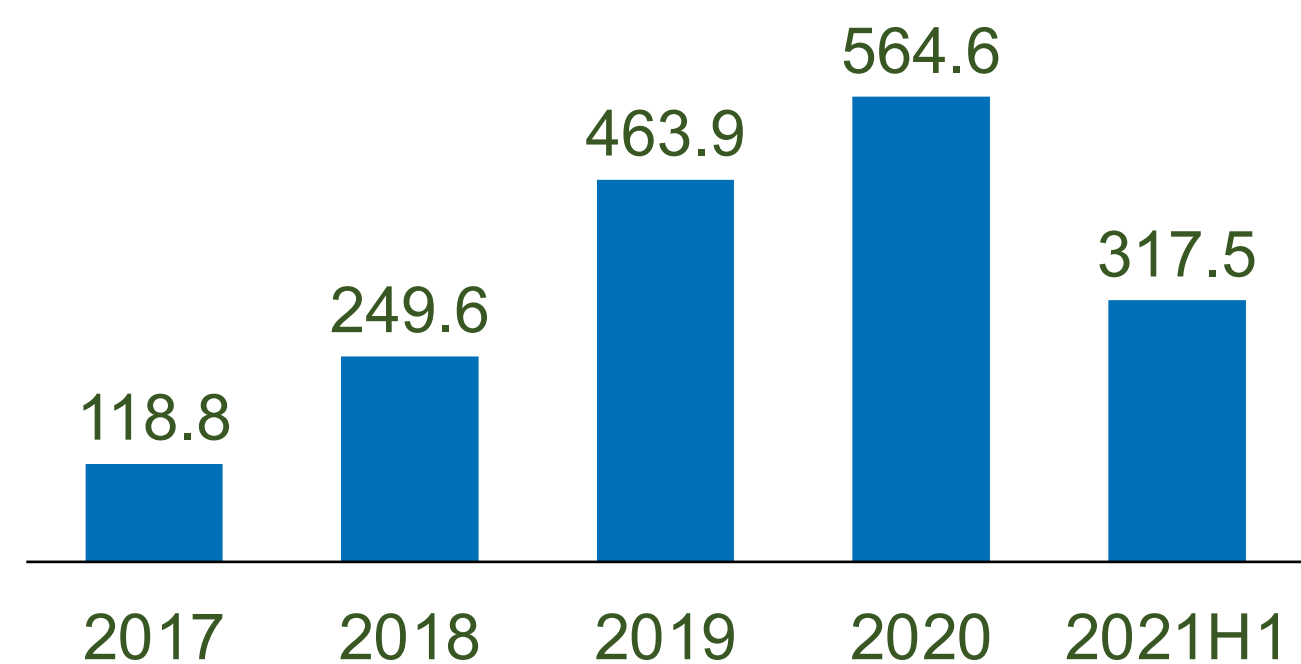
Revenue¹

(RMB mm)



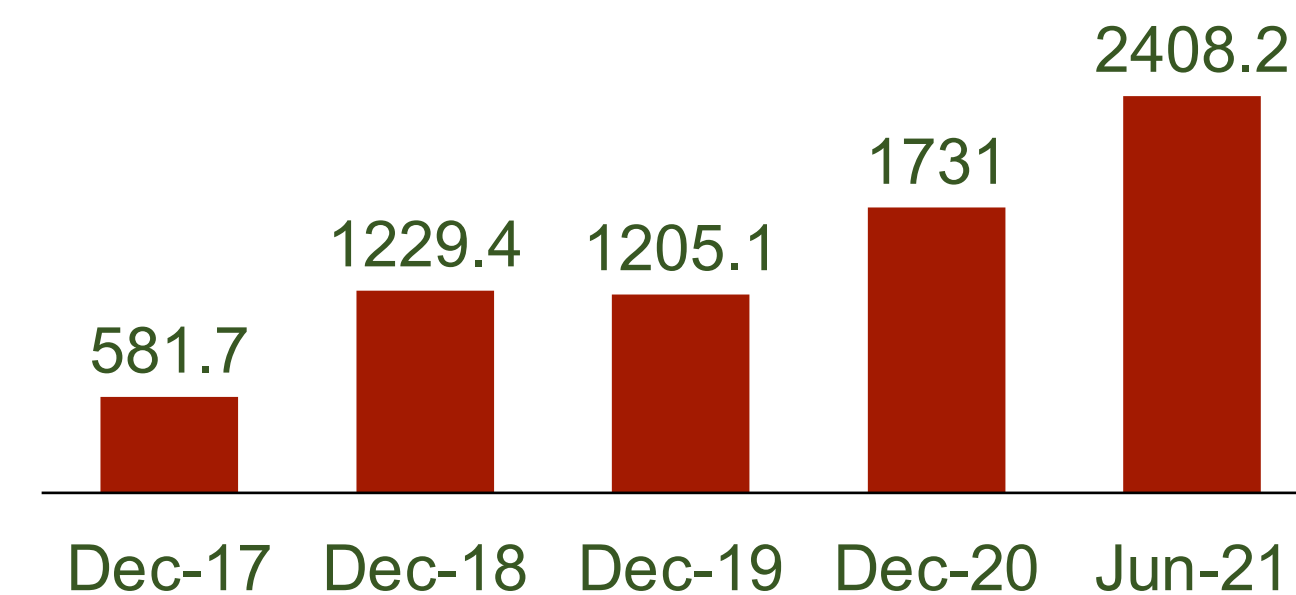
R&D Expense

(RMB mm)



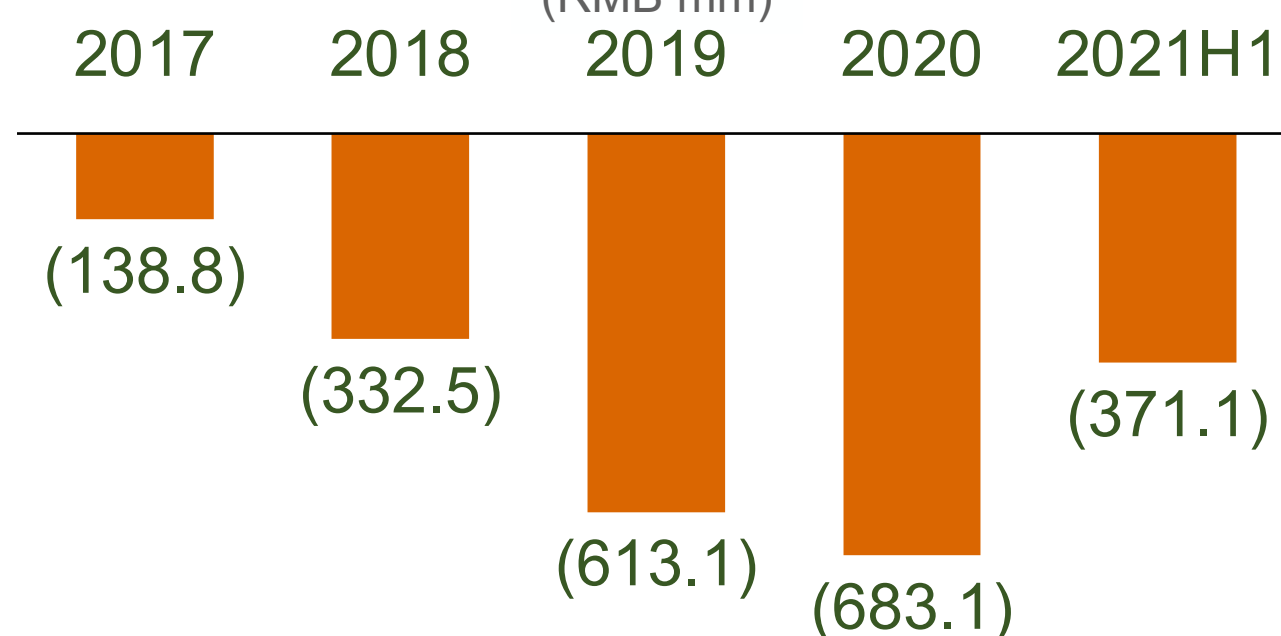
Total Assets

(RMB mm)



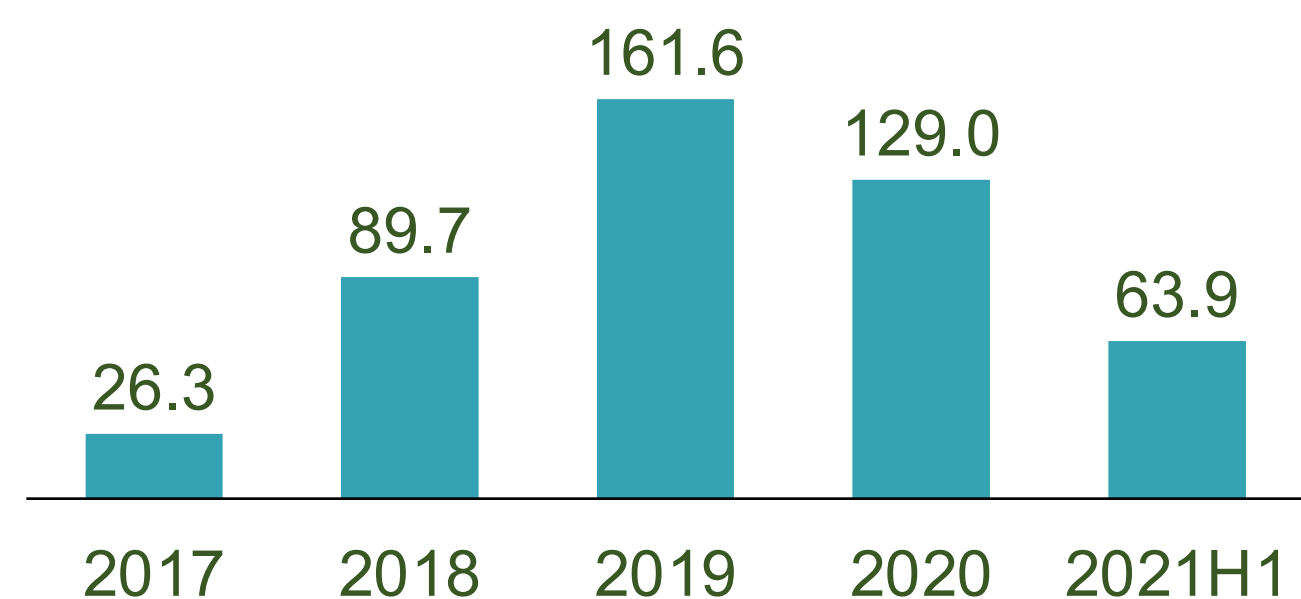
EBIT²

(RMB mm)



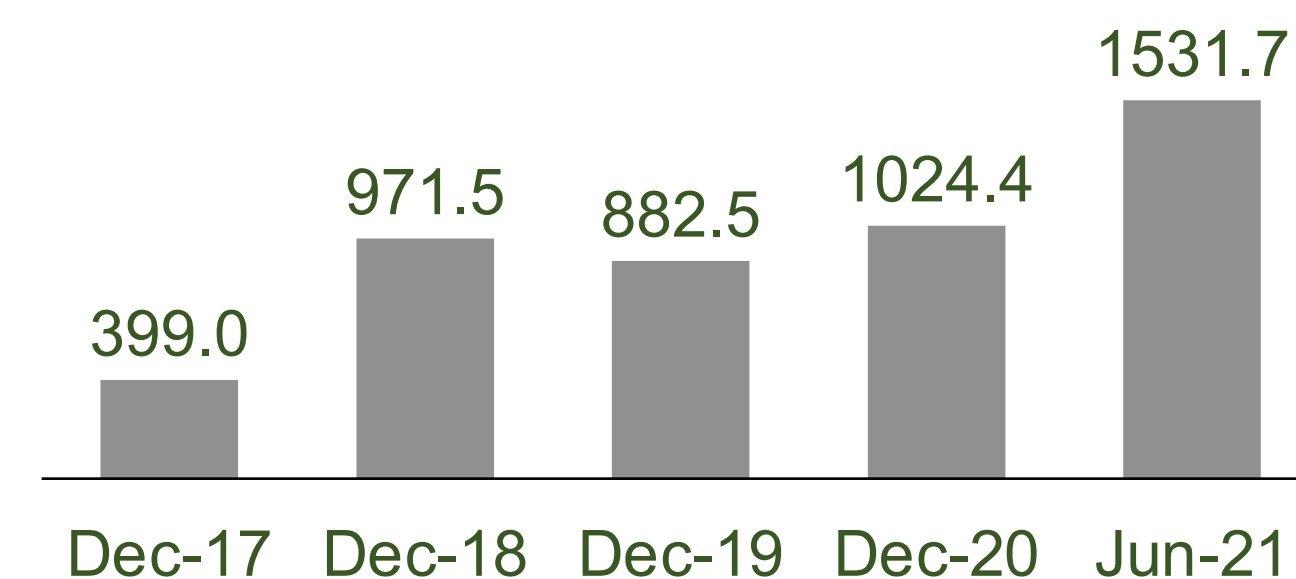
OPEX

(RMB mm)



Cash & Equivalents³

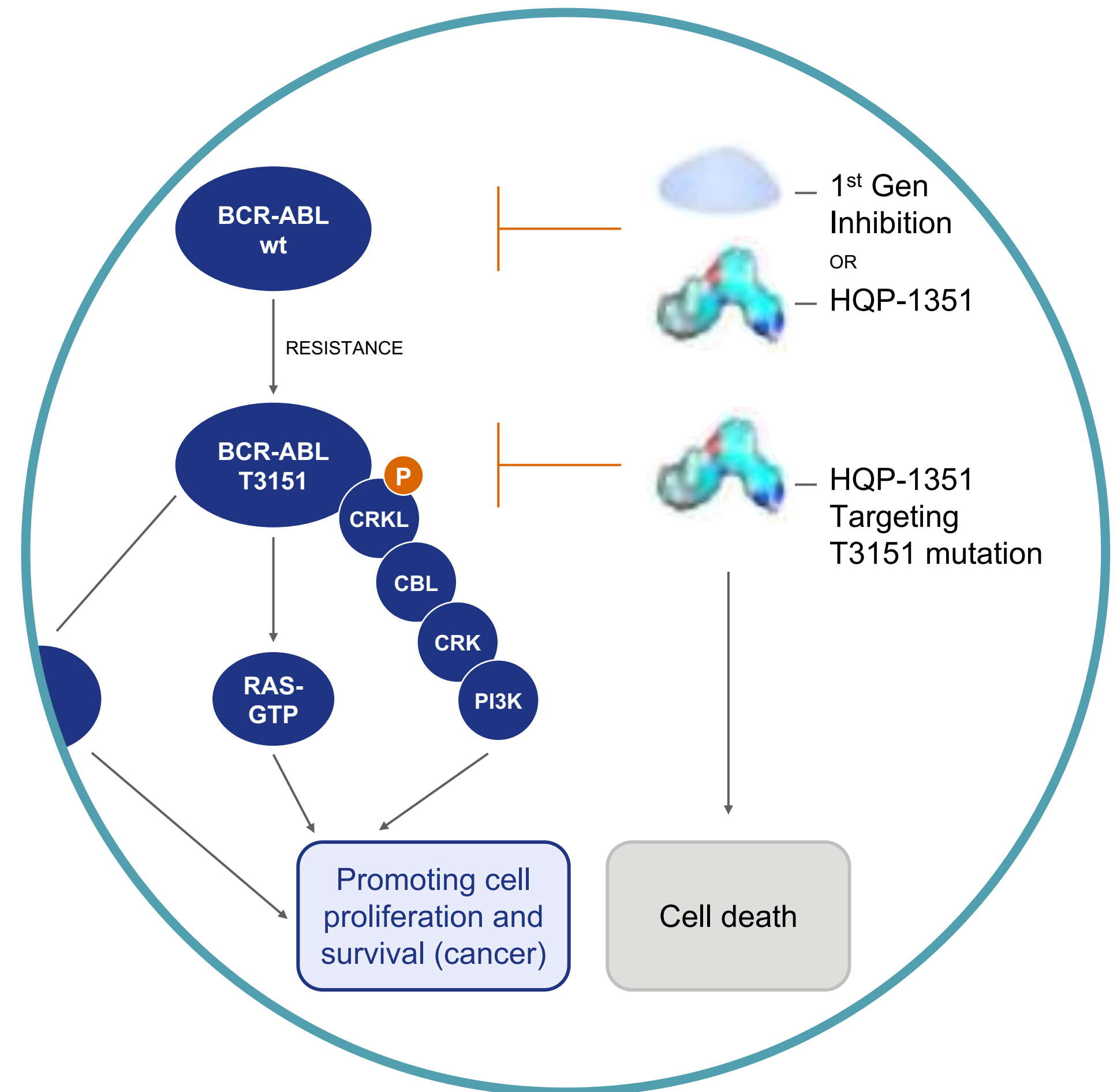
(RMB mm)



1) Revenue from provision of research and development services, and compounds library and intellectual property license fee income; 2) EBIT = Gross Profit – R&D Expense – Other OPEX 3) Cash & Equivalents include cash and bank balances, and other financial assets, which represent mainly investment in short-term financial products

HQP1351 Olverembatinib Overview

3rd Gen BCR-ABL/KIT
Multi-kinase Inhibitor



Huge Unmet Medical Needs in CML

CML Patient Numbers

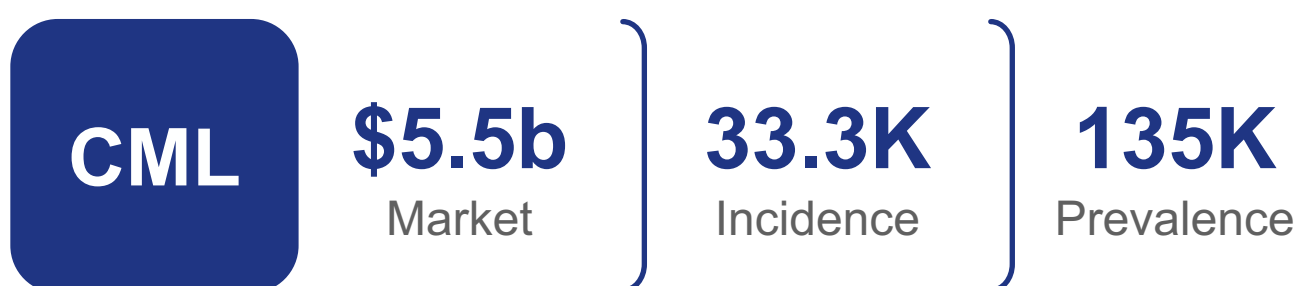
51,000+

CML patients in US

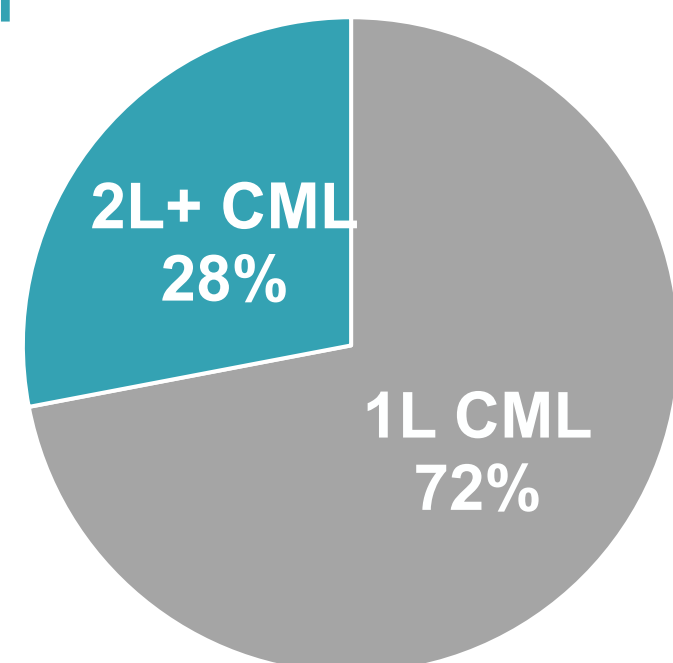


75,000+

CML patients in China



China's CML patients by lines of treatment



Though TKIs have revolutionized management of CML, many patients develop resistance or intolerance to available TKIs

1st gen TKI

Imatinib

Fails in up to 40% of patients due to BCR-ABL1 resistant mutations, intolerance, and/or suboptimal adherence to therapy schedule.

2nd gen TKIs

Dasatinib and Nilotinib

Treatment failure with 2nd gen TKIs portends a poor prognosis among the estimated 37–52% of patients¹

The only 3rd gen TKI

Ponatinib

Until now, only Ponatinib has been able to overcome TKI-resistance, including T315i mutation

The only approved 3rd gen TKI Ponatinib received Black Box Warnings due to cardiovascular events.

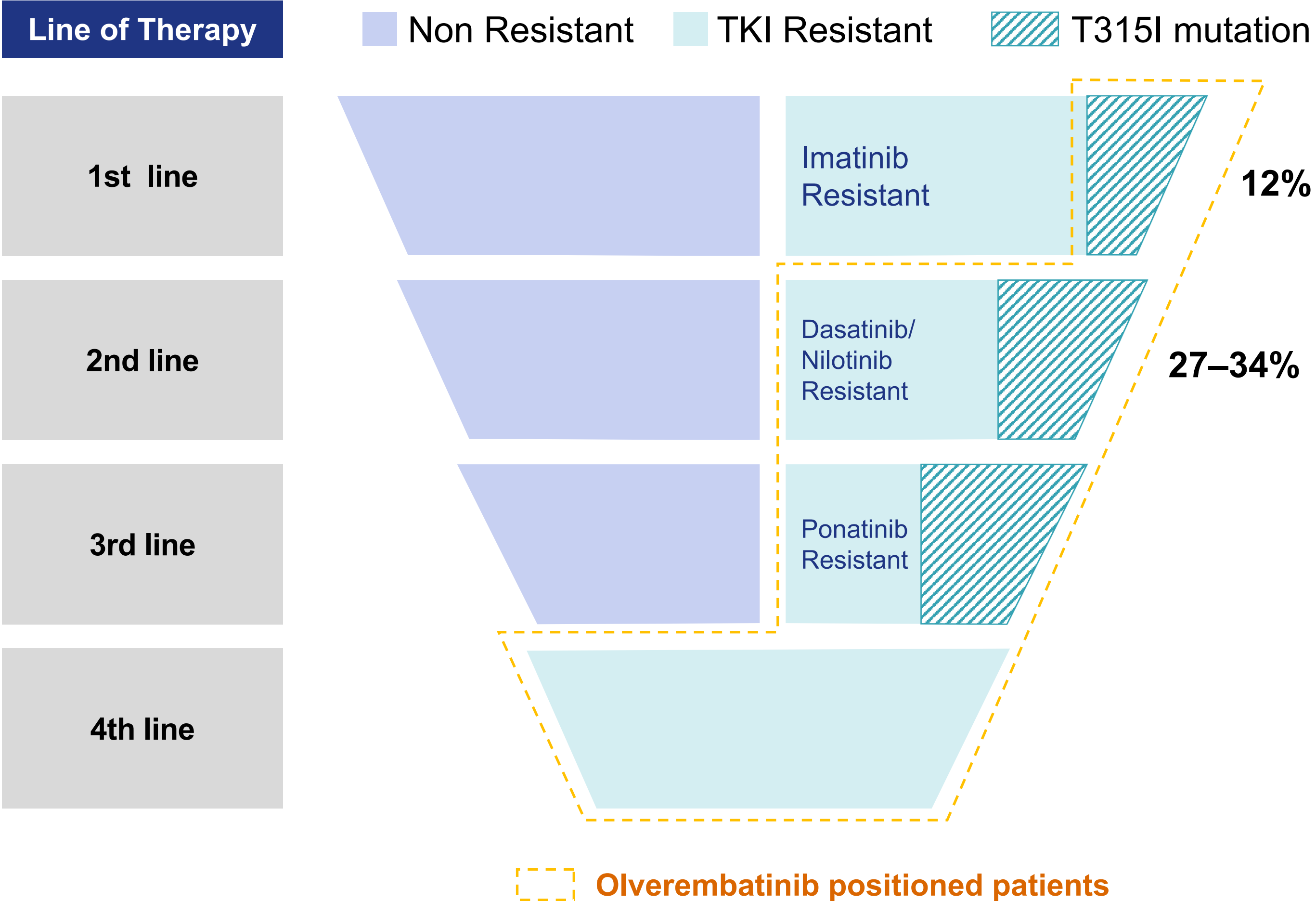
None of the above TKIs are effective in the presence of some “compound” mutations.

HQP1351:

First 3rd generation BCR-ABL TKI developed in China,
Second entering NDA globally

China CML TKI-Resistance Patient Pool

CML patients treated with TKI



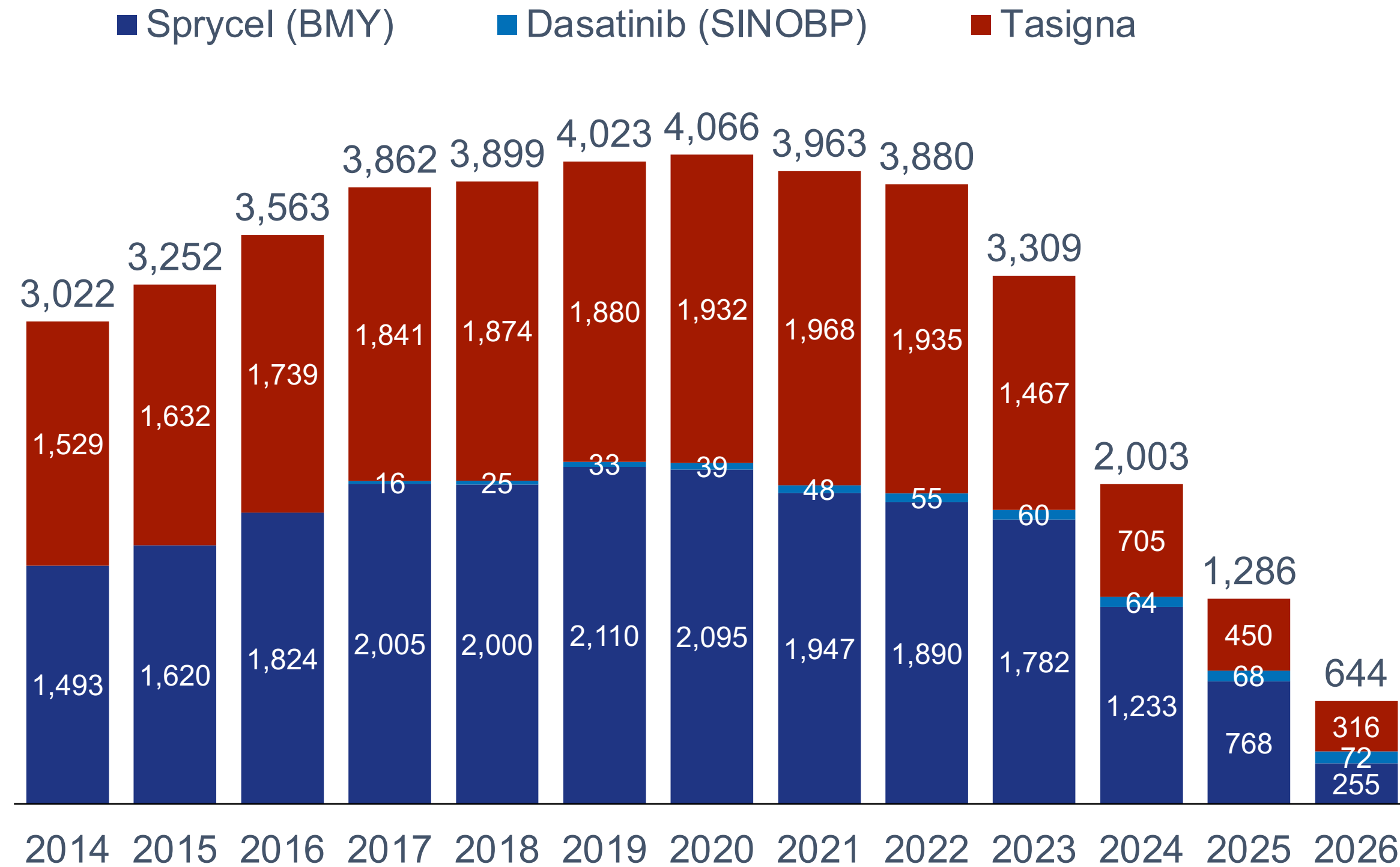
TKI resistance & T315I mut share

- In a Chinese review analysis, 52.7%, 21.8%, 25.5% cases among TKI resistant CML patients experienced resistance to imatinib, nilotinib and dasatinib¹
- Over **half** of imatinib-, nilotinib-, and dasatinib-resistant cases developed BCR-ABL mutation¹
- **T315I mutation** was the most frequent mutation detected in imatinib-, nilotinib-, and dasatinib-resistant cases, accounting for 12.3%, 27.3%, and 34.1%¹

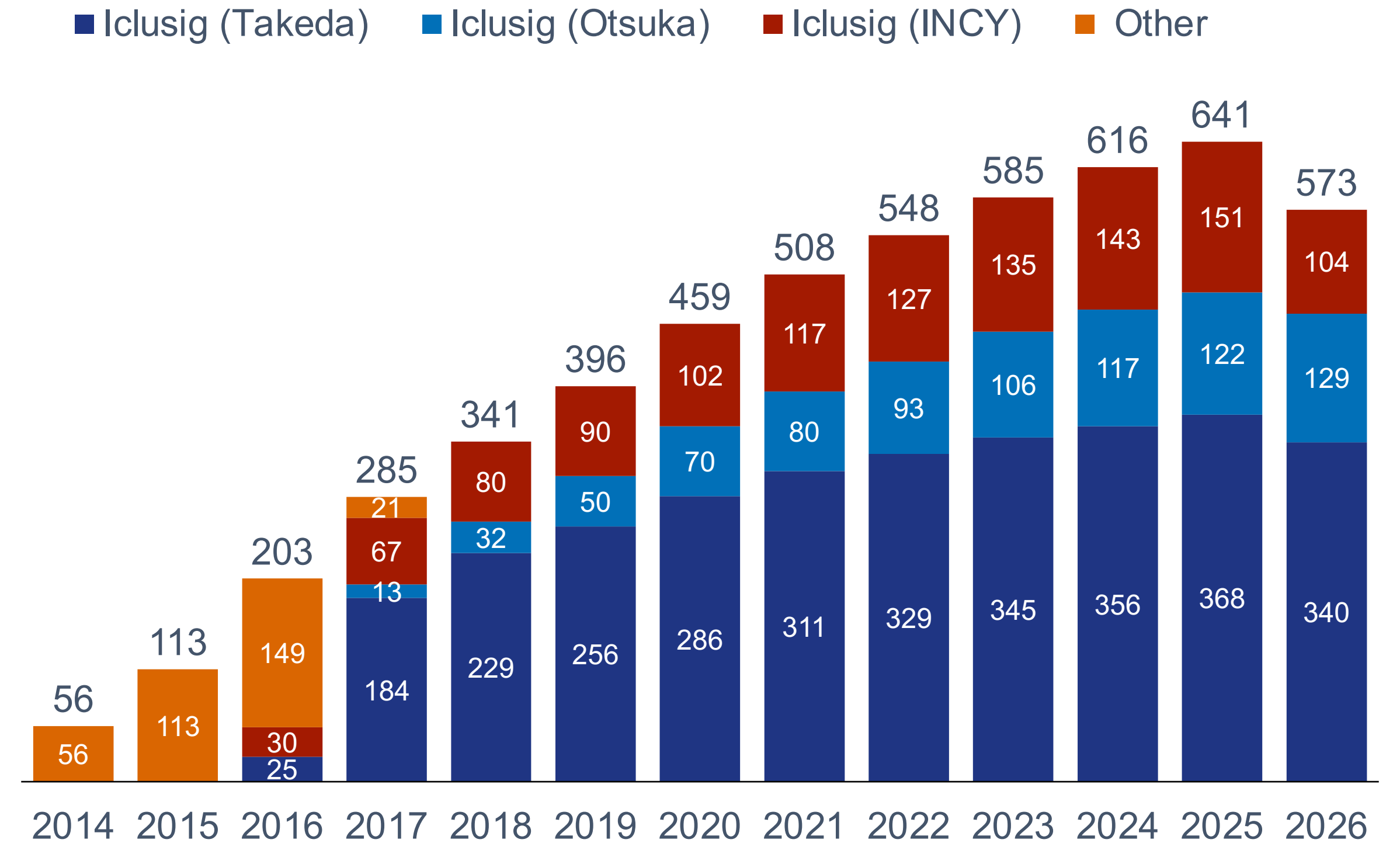
For illustrative purposes of patient size

Large Potential Market for 3rd Gen BCR-ABL Inhibitors

Worldwide Sales (US\$M)



Worldwide Sales (US\$M)




Global sales of dasatinib and nilotinib peaked at \$4,066M in 2020

Global sales of ponatinib forecasted at \$641M in 2025

Development Milestone: From IND Approval to NDA in 4 Years

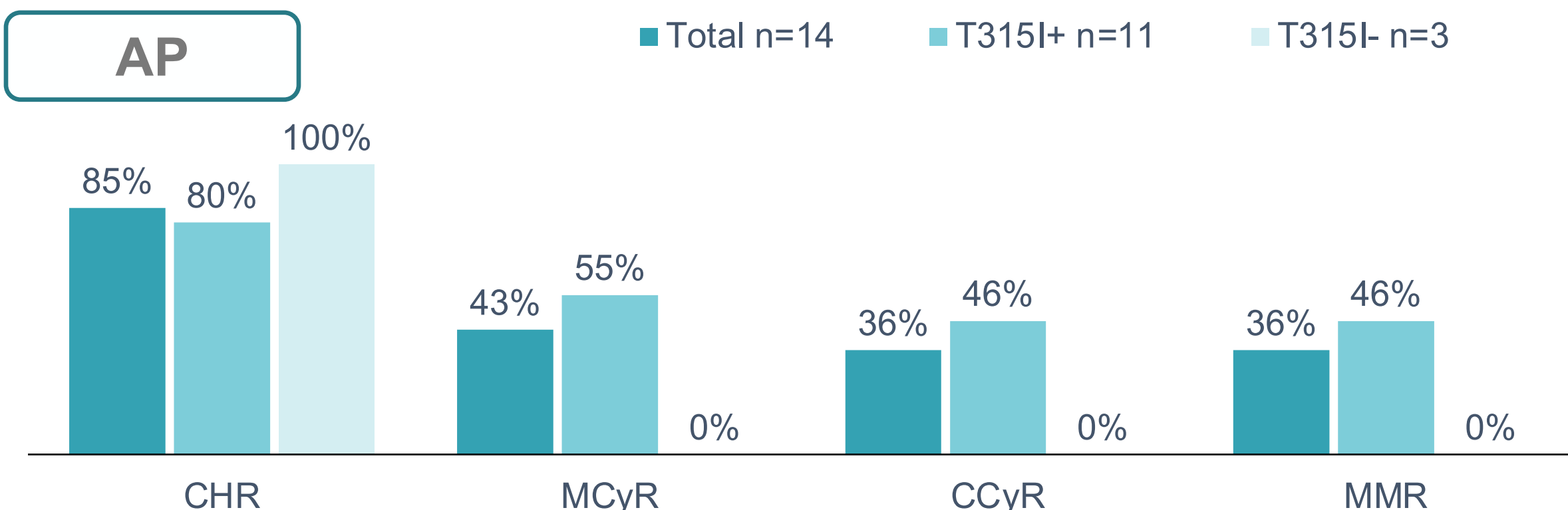
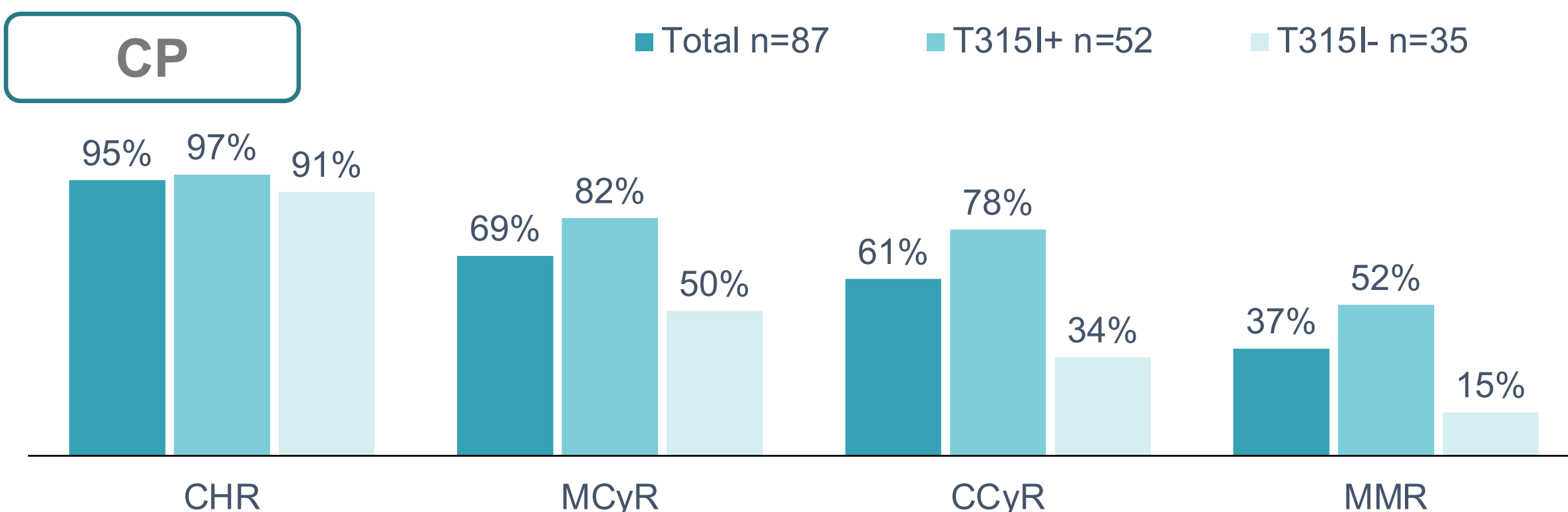
- In Apr, submitted an IND TKI resistant CML in China
- In Jan, awarded “National Major Innovative Drug Project”
- In Jul, entered Phase Ib clinical study for TKI rCML in US
- In Sep, finished enrollment of 2 pivotal Phase II trials in China
- Results of Ph I trial of HQP1351 in CP/AP TKI resistant / intolerant CML **were orally presented at ASH 2018, 2019 and 2020**, nominated as “Best of ASH” in 2019
- In March, received “**Breakthrough Therapy Designation**”



- In Feb. NMPA issued a “one-time umbrella approval” for r/r CML
- In Jul, held a pivotal Phase II clinical trial kick-off meeting with PI
- In April, granted **Orphan Drug Designation** and **Fast Track Designation** by FDA
- In Jun, submitted **NDA** to the CDE for T315I-mutant CP-CML and AP-CML in China
- In Oct, HQP1351 has granted “**Priority Review**”

Phase I Study Summary

Highly Efficacious in TKI Resistant CML Patients



CML Response Criteria: Complete Hematological Response (CHR), Bone Marrow; Major Cytogenic Response (MCyR*) Complete Cytogenic Response (CCyR), Major Molecular Response (MMR[^])

* MCyR is a validated End Point, [^] MMR defined by PCR (<1/1000)

Well-Tolerated With Minimal Dose Interruptions

Long Duration of Treatments

- Longest duration of treatment: **50 months**
- Average observation period: more than **2 years**; mean exposure: **30.0 months**, median exposure: **30.8 months**

Minimal Discontinuation

- Among 101 patients enrolled, **82 patients** remain on the study (since 2016)
- Most treatment-related AEs **were mild or moderate**

Much less Cardiovascular AE

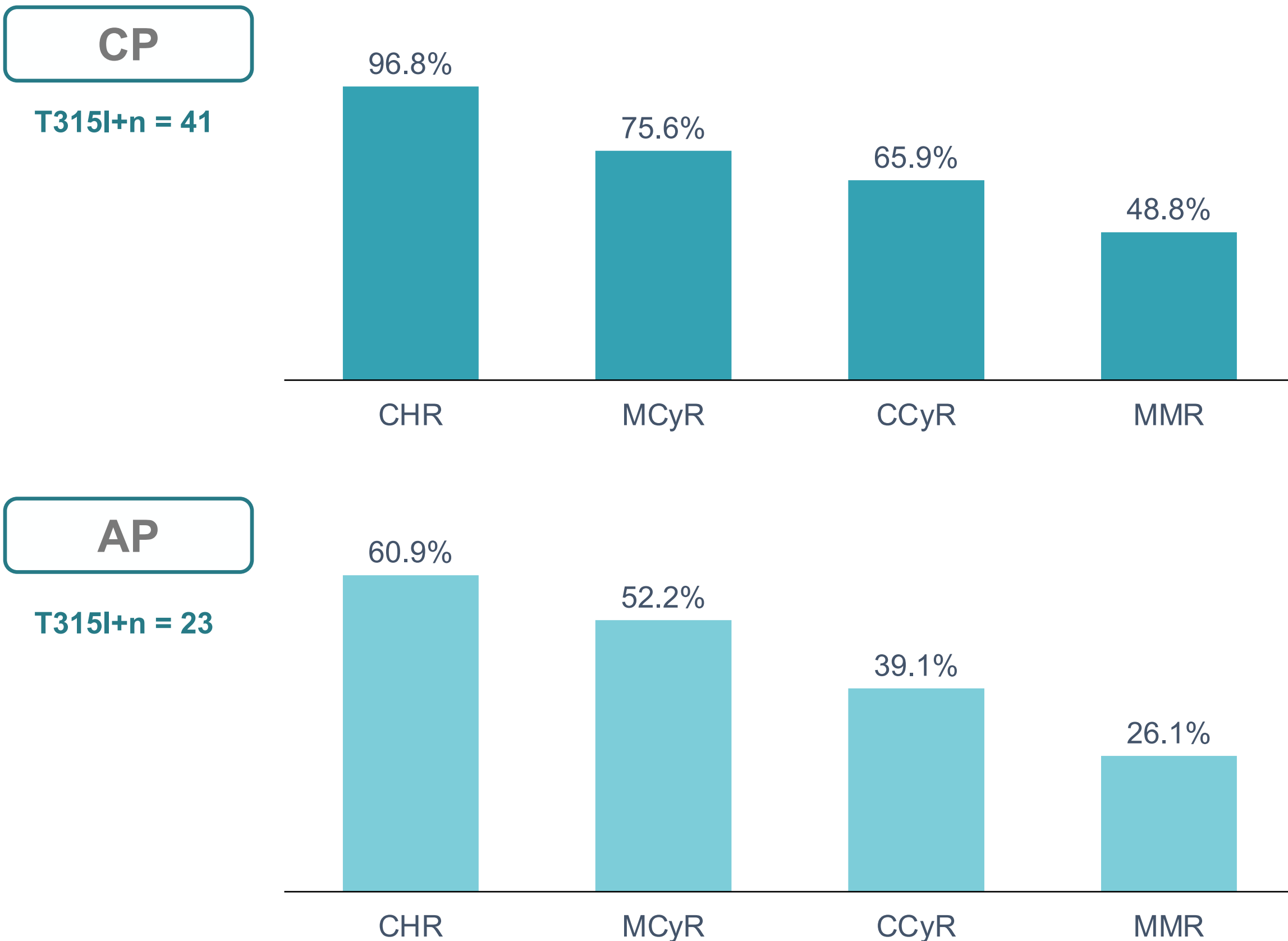
- Much less cardiovascular events reported
- No fatal myocardial infarction or stroke was reported, compared to serious arterial occlusion events (AOEs) observed in **35%** of ponatinib treated patients in clinical trials

Rare Liver Toxicity

- The liver toxicity was mild or moderate, compared to ALT or AST elevation observed in **56%** (all grade) and **8%** (grade 3 or 4) of patients treated with ponatinib

Pivotal Phase 2 Study Summary

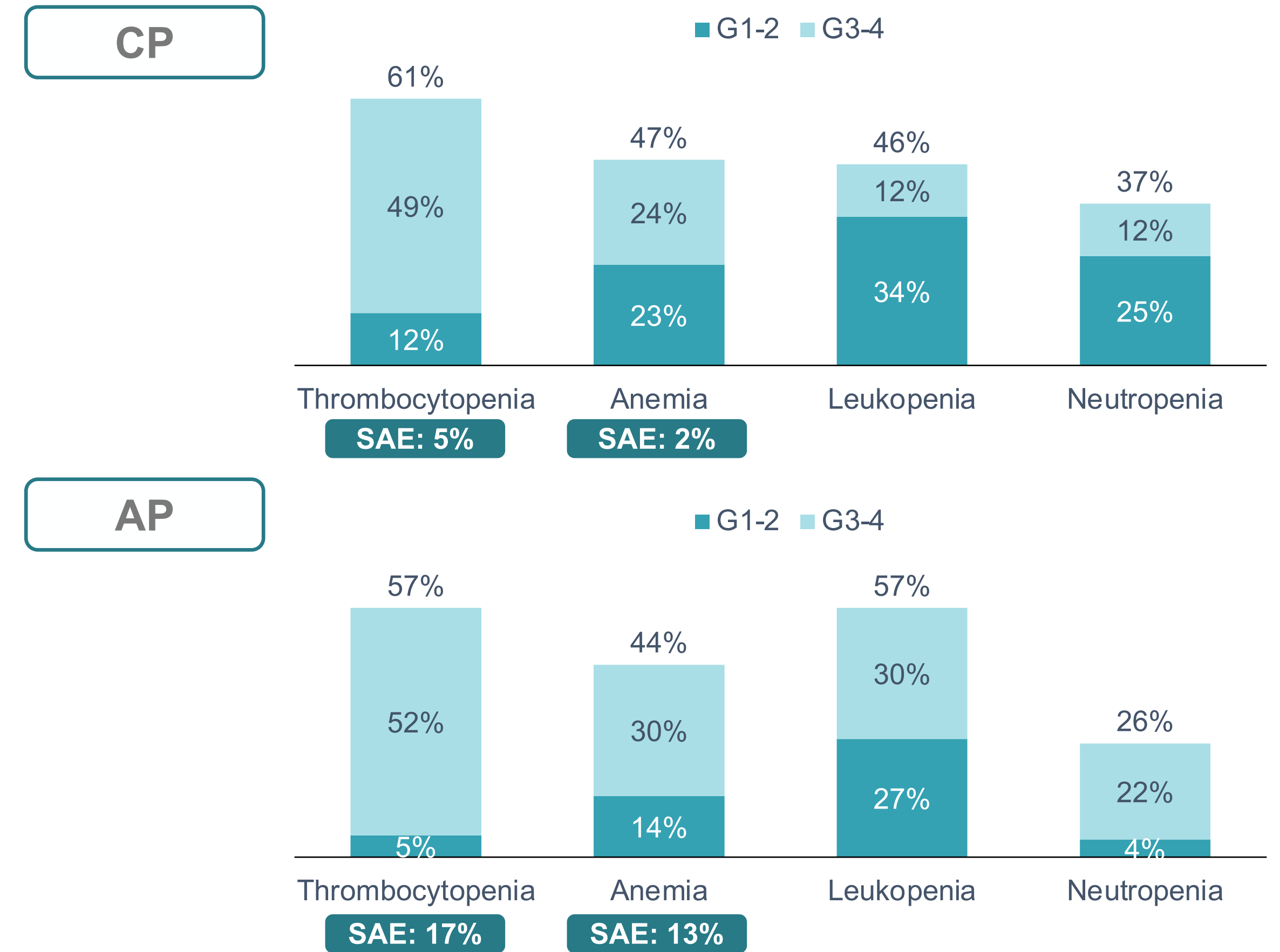
Highly Efficacious in T315I-Mutated CML Patients



CML Response Criteria: Complete Hematological Response (CHR), Bone Marrow; Major Cytogenic Response (MCyR*) Complete Cytogenic Response (CCyR), Major Molecular Response (MMR^)

* MCyR is a validated End Point, ^ MMR defined by PCR (<1/1000)

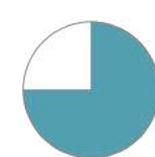
Treatment-related Hematologic Adverse Events




HQP1351 Development Plan

Product	Target	Region	Indications	Study	Phase I	Phase Ib	Phase II	Pivotal	NDA	Approval	
HQP1351	BCR-ABL /KIT	China	CML	SJ-0002							
				CC201	TKI resistant CML-CP						
				CC202	TKI resistant CML-AP						 Conditional Approval in 2021
				CC203	TKI resistant CML-CP				Enrollment completed	 Full Approval anticipated in 2022/23	
		USA		CU101	PK bridging		 9 pts enrolled, 100% response rate in evaluable pts				
				Pivotal Trial					In preparation	 Approval anticipated in 2023	
		China	Ph+ ALL	CC204					Protocol submitted to CDE		

 Enrollment completed

 Enrollment to be completed soon

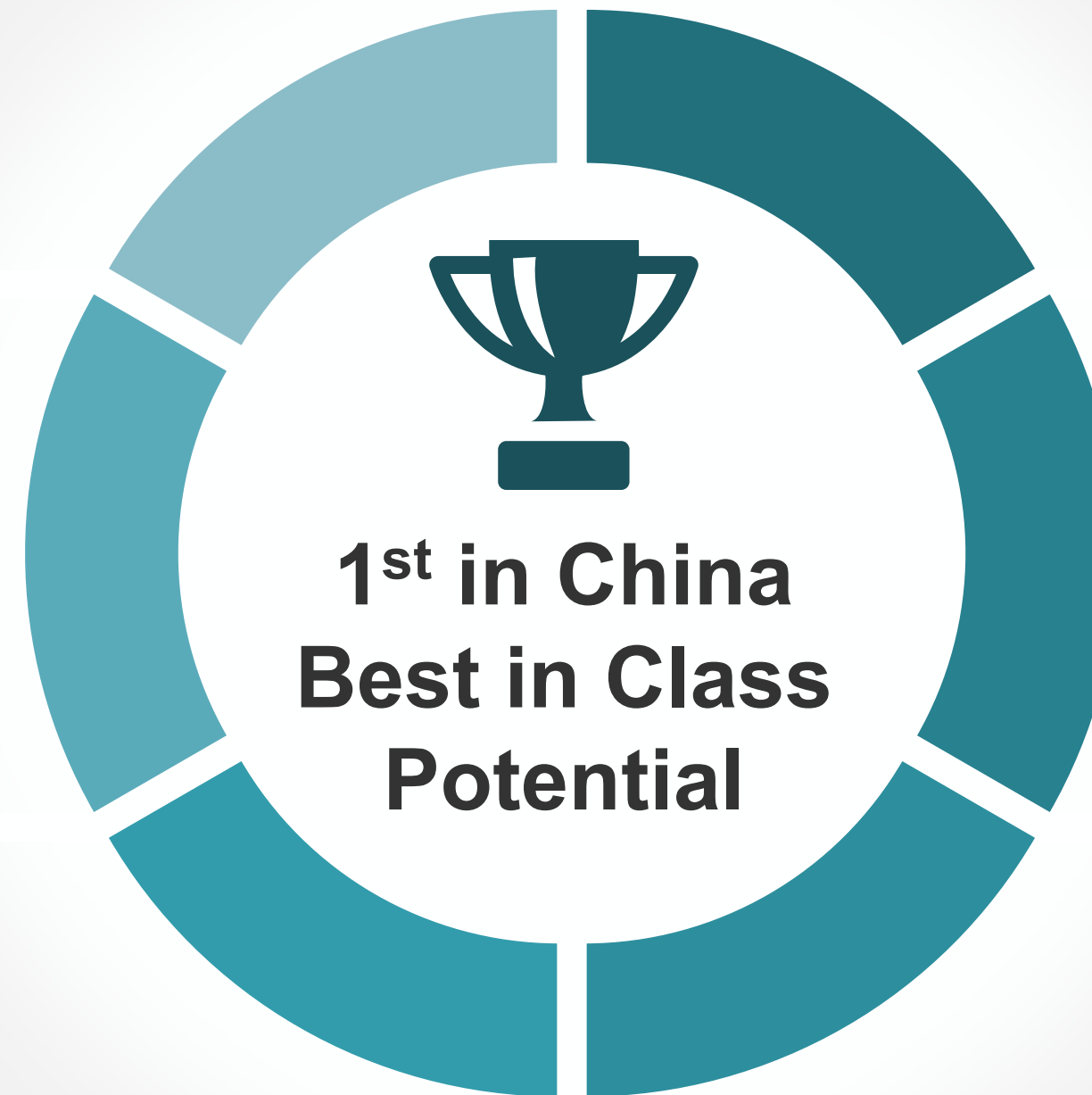
 Enrollment not started

HQP1351: T315I and Beyond

First 3rd generation of BCR-ABL TKI being developed in China

NDA was submitted to CDE as planned on June 15 in China, grant with “Priority review” and “Breakthrough Therapy Designation”

Potentially better Safety Profile than Ponatinib based on 300+ subjects treated with HQP1351



Ph II pivotal studies in patients with TKI resistant BP-CML, Ph+ ALL

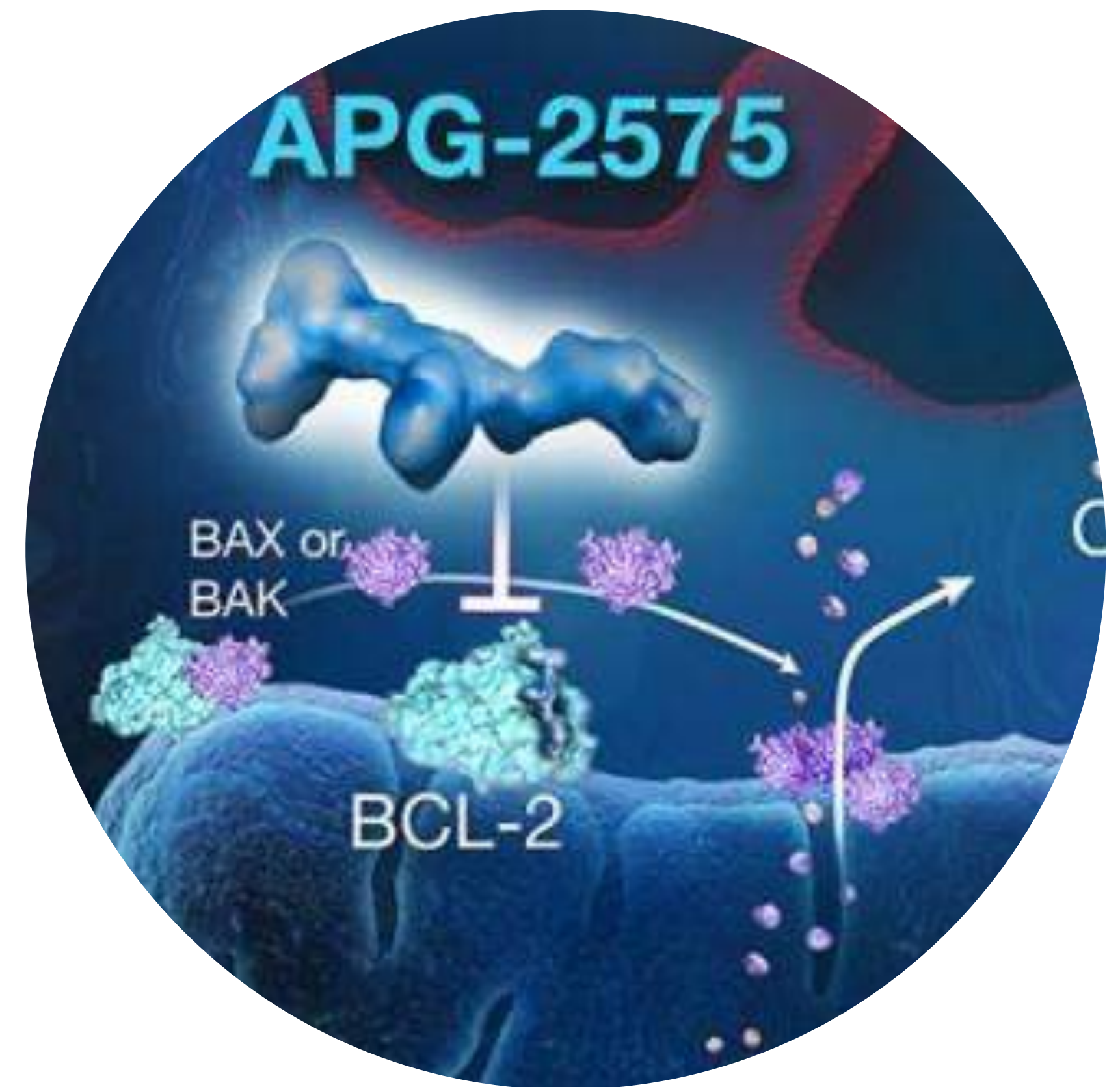
Efficacious in the patients who failed/intolerant to ponatinib. Also active in the presence of compound mutations where ponatinib is ineffective

Proposed Phase II pivotal study in US focus on the CML Pts with R/R ponatinib or multiple / compound mutations;

Plan to have EoP1 meeting with FDA in Q4 2021

APG-2575 Overview

Novel, orally administered Bcl-2 selective inhibitor, follow to Venclexta®



BCL-2 is a Validated Target

BCL-2 inhibitor



- Tumor cells may become dependent on Bcl-2 for survival
- Inhibiting Bcl-2 releases pro-apoptotic proteins, which trigger apoptosis through the apoptosome

Bcl-2 Selective Inhibitors



Compound	APG-2575	Venetoclax (ABT-199)
MOA	Orally available and Bcl-2 selective inhibitor	Orally available and Bcl-2 selective inhibitor
Clinical stage	Ph Ib/II	Marketed (CLL, AML)
Indication	CLL, AML, WM, MM, T-PLL, Breast Cancer	CLL, AML, MM, MCL, MDS, NHL, ALL, Breast cancer, Prostate cancer
Combo agents	BTK, CD20, MDM2, CD47, CDK4/6	BTK, CD20, CDK9, Pi3K, MDM2, JAK, PD-(L)1, FLT-3, IDH, CD33, CD38, CDK4/6, CD47 etc.
Comments	<ul style="list-style-type: none"> • Patient-friendly daily dose-ramp-up • No or Low TLS • Less risk of DDI • Less neutropenia • Strong synergy with in-house MDM2-p53 inhibitor APG-115 	<ul style="list-style-type: none"> • NDA approved in April 2016 • First-in-class Bcl-2 inhibitor • 6 FDA Breakthrough Therapy designations • 4 approved indications across CLL and AML populations • 250+ trials across US, China, EU, Japan, etc. • Enrolled 10,000+ patients

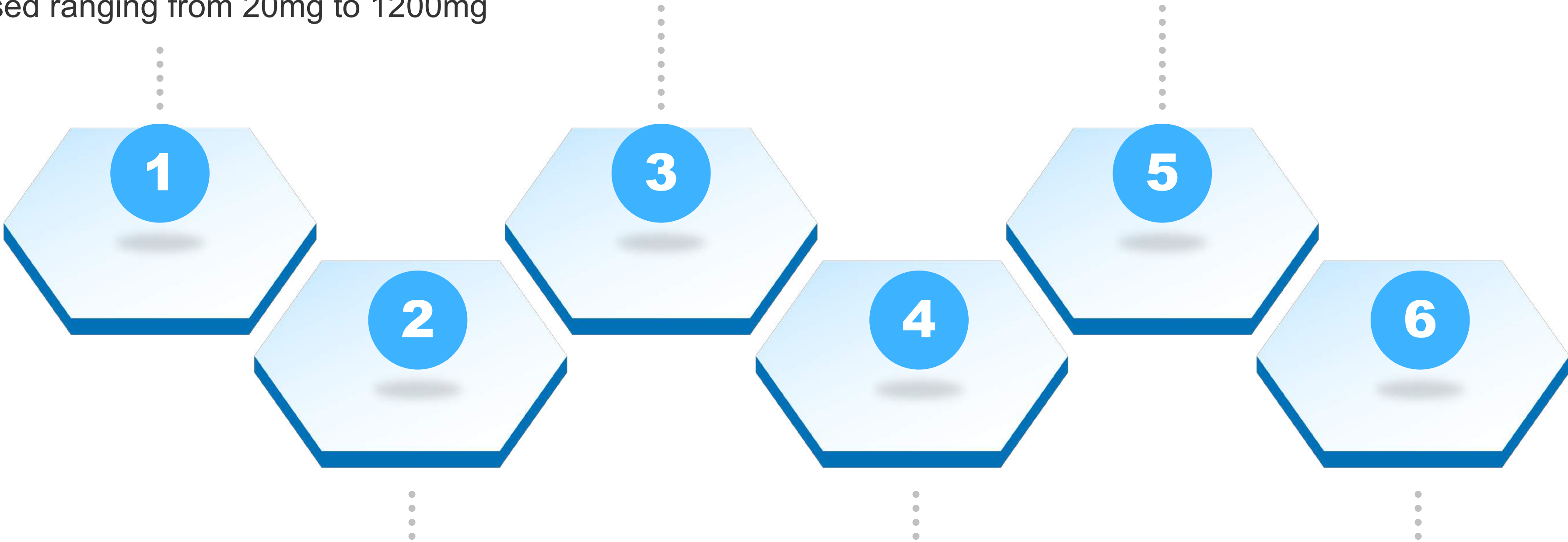
Clinical POC Established With Best-in-Class Safety Potential

More than **150 subjects** have been enrolled into the APG-2575 studies, including R/R CLL , FL , MCL, DLBCL, WM, MM, AML and HCL patients, dosed ranging from 20mg to 1200mg

Potential Best-in-Class

Safety Profile: Less TLS, no DLT, no MTD reported

IND clearance for ER+ breast cancer and other solid tumors



Proof of Concept established in r/r CLL, more than 50 pts enrolled; 80% evaluated pts achieved PR as of April 15th 2021

5 Orphan Drug Designations (ODD): CLL, WM, MM, AML, FL

Plan to get CDE approval on the Phase II pivotal study design as a single agent for treatment of R/R CLL by Q4 2021

Safety/tolerability profile

Treatment-related adverse events (TRAEs) with APG-2575 (N = 36)

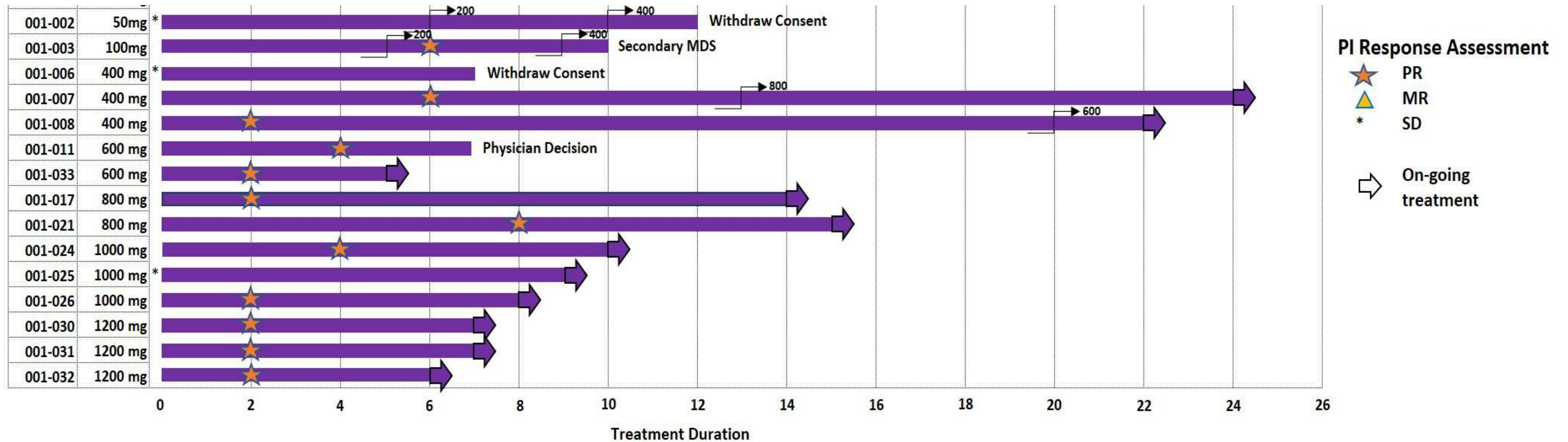
Any grade AE (≥ 10%)	No. (%)	≥ Grade 3 AE (≥ 5%)	No. (%)
Any APG-2575-related AE ^a :	27 (75.0)	Any ≥ grade 3 APG-2575-related AE:	9 (25.0)
Fatigue	10 (27.8)	Neutropenia	5 (13.9)
Neutropenia	8 (22.2)	Nausea	2 (5.6)
Diarrhea	7 (19.4)	Platelet count decreased	2 (5.6)
Anemia	6 (16.7)	—	—
Constipation	4 (11.1)	—	—
Nausea	4 (11.1)	—	—

- No DLTs have been observed at APG-2575 doses of up to 1,200 mg.
- The MTD has not been reached.
- No laboratory or clinical TLS has been reported during this study.
- The median (range) treatment duration is 6 (1-24) cycles.
- In Cohort B (high-risk TLS group), APG-2575 at 600 mg daily has been selected as the RP2D based on clinical results and PK/PD profile.
- In all, one patient (1/36, 2.8%) discontinued APG-2575 because of TRAEs (grade 2 pruritus, skin sensitivity).
- No grade 5 TRAEs noted.

^aA patient with more than one AE is counted once.

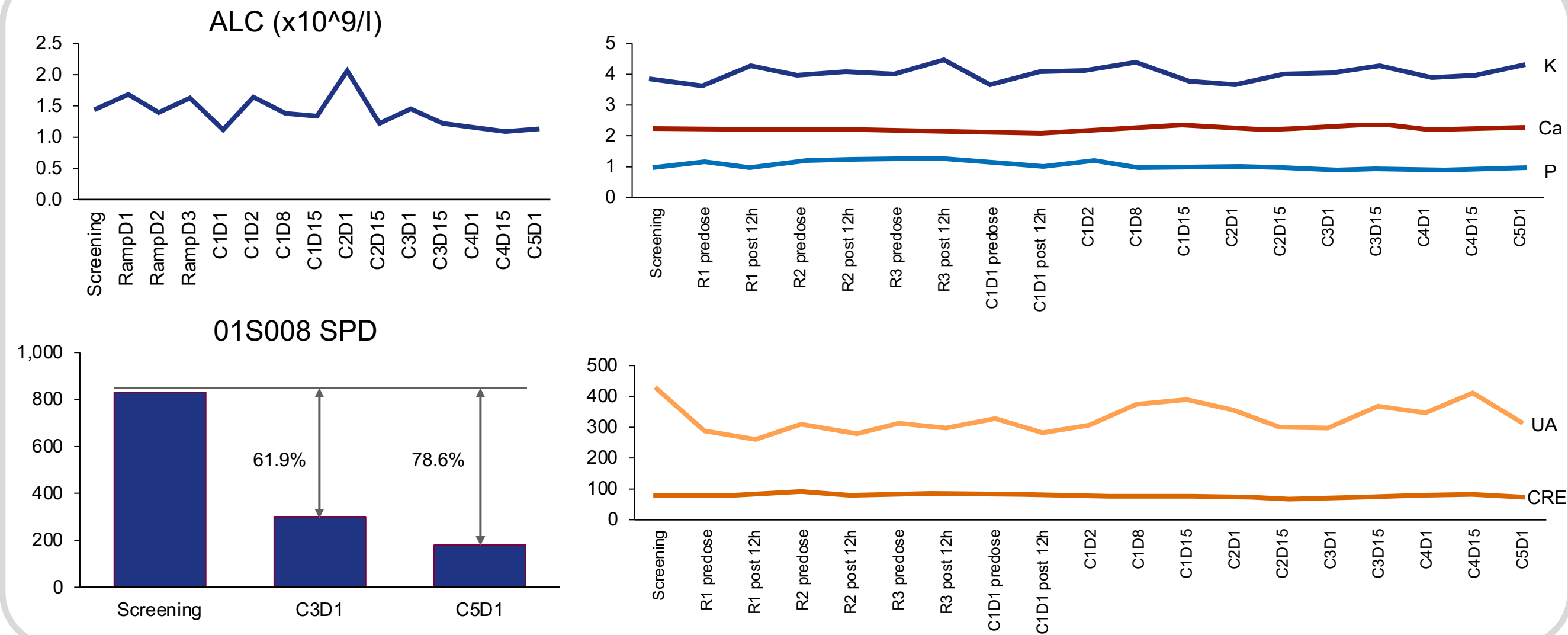
80% PR in Evaluable R/R CLL/SLL Patients

CLL/SLL Swimmer Plot



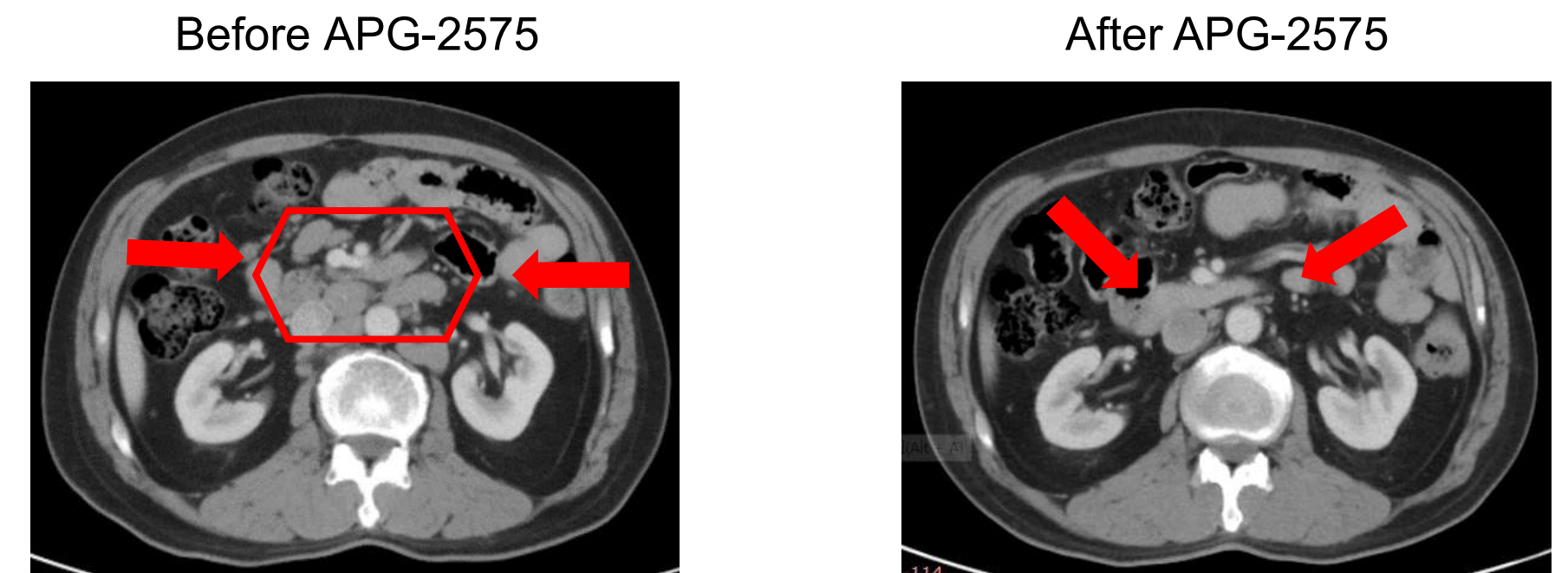
APG-2575-CN-001 Phase I Interim Data | Efficacy

Ibrutinib Resistant High Risk Patient; Rapid and Deep Response



Patient 1S008: -78.6% Nodal Response

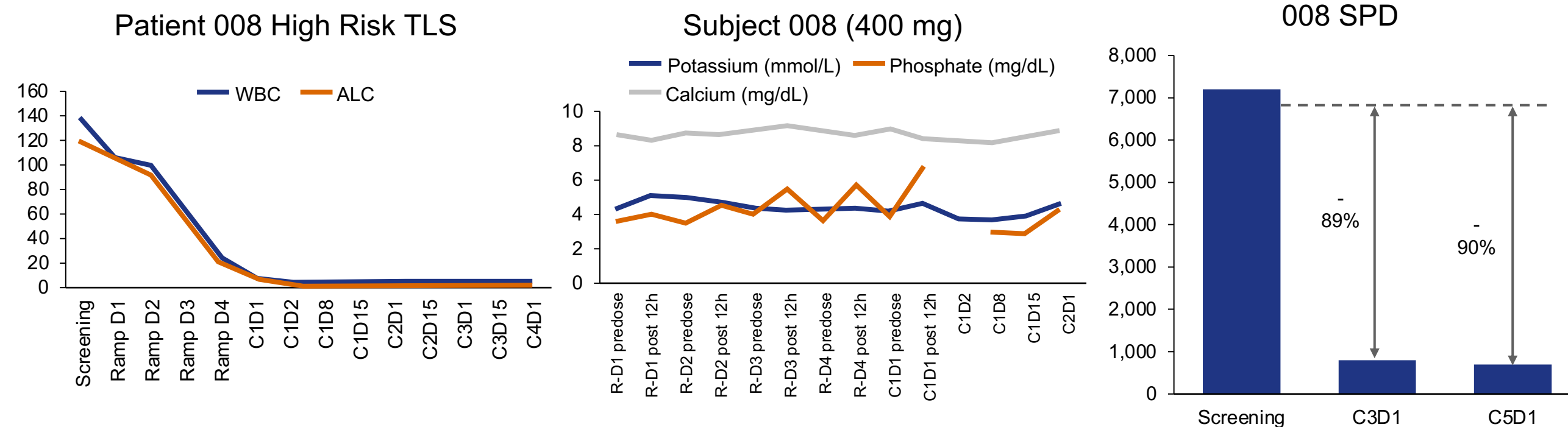
PR in r/r CLL (IgVH mutation, no TP53)



Lymph Node Response: C3D1 **-62%**; C5D1 **-78.6%**

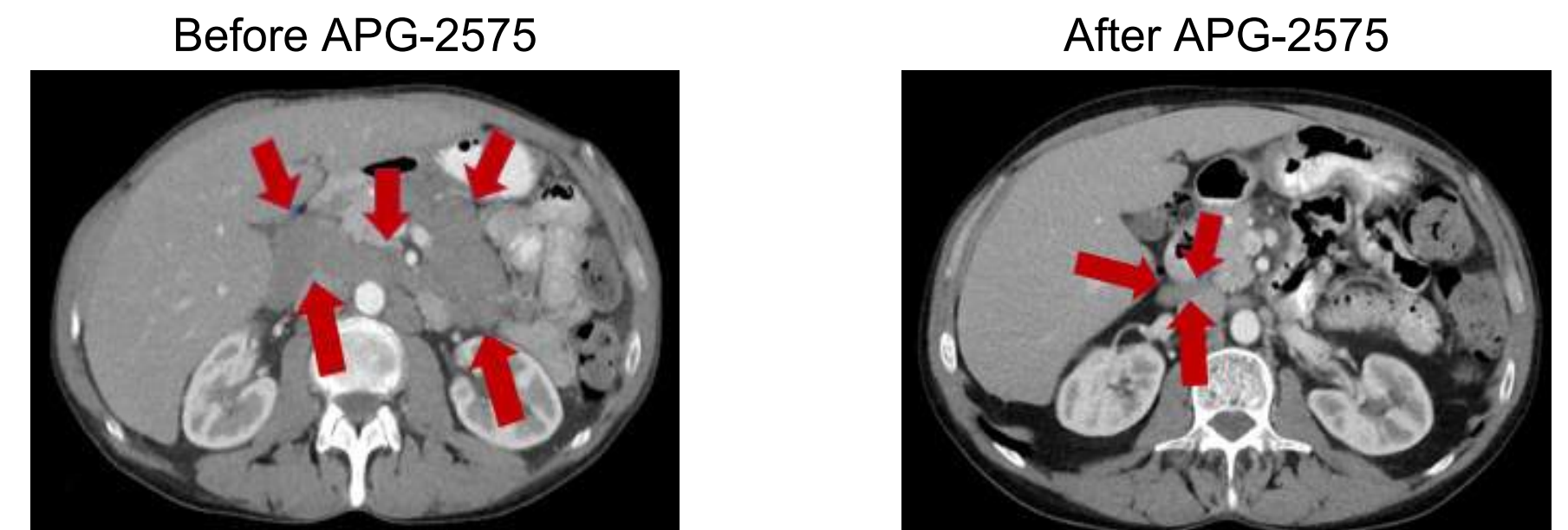
Del17p CLL Patient at High Risk of TLS: Rapid & Deep Response

Patient 008: PR parameters



Durable PR in a patient with r/r CLL

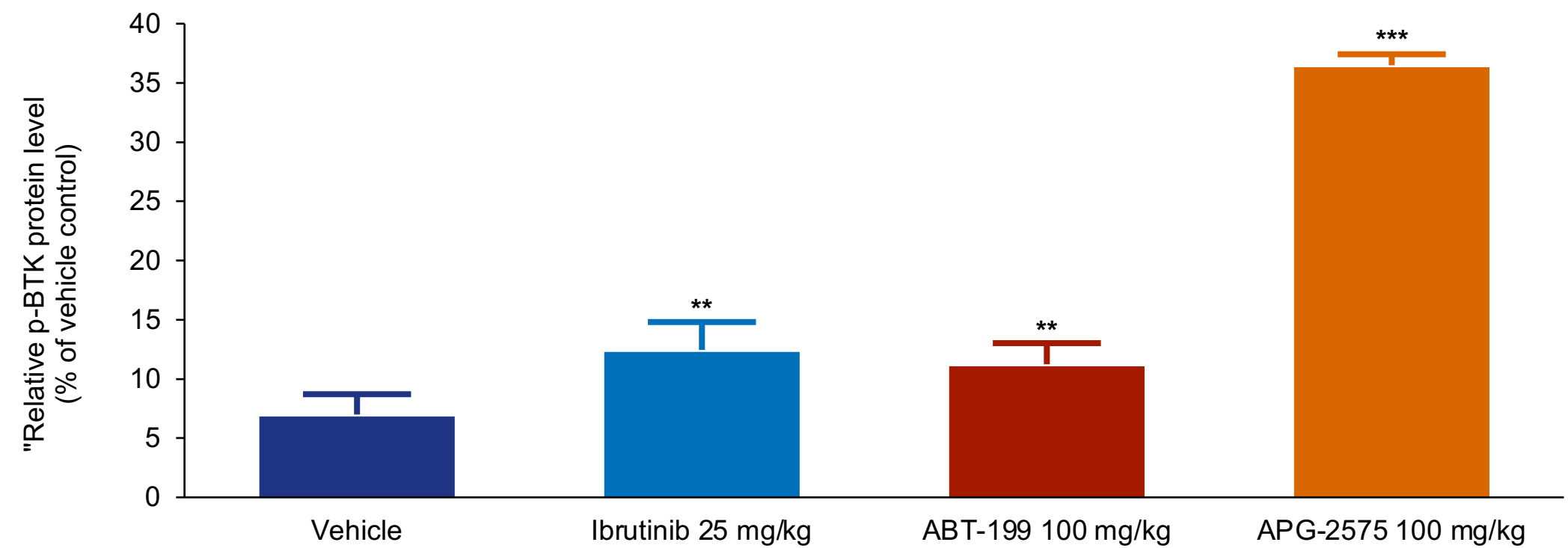
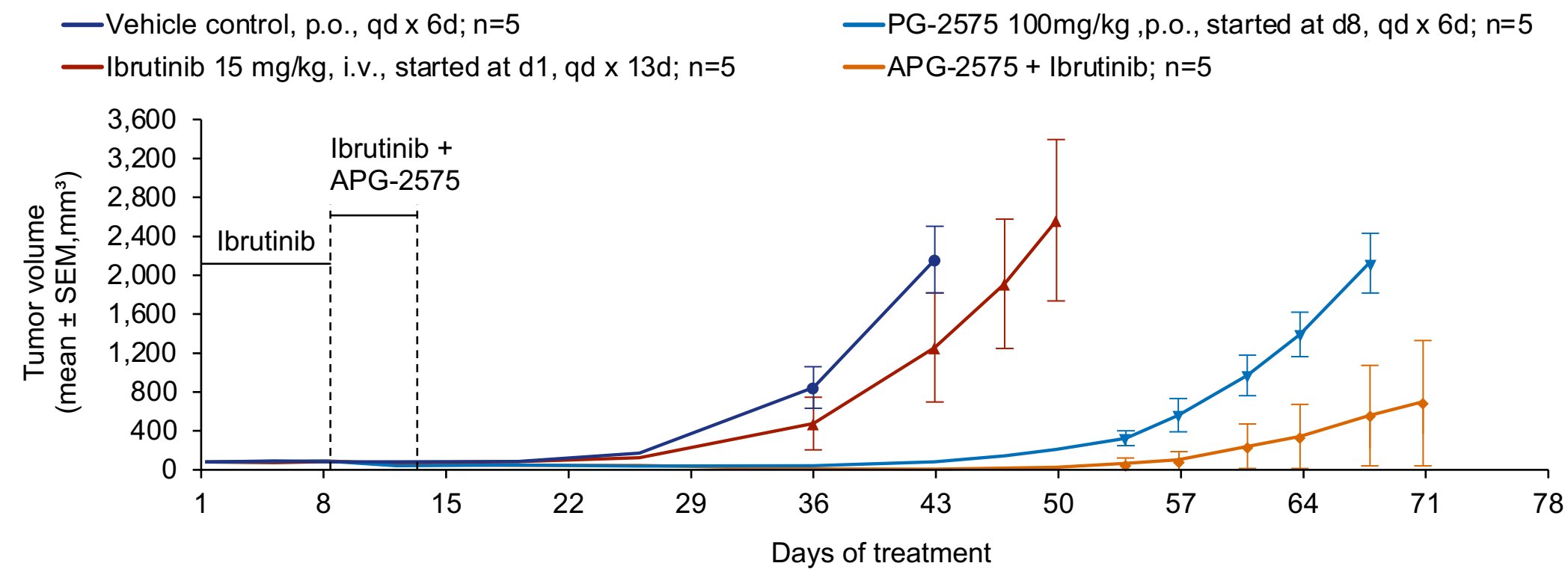
Patient 008: -90% Nodal Response



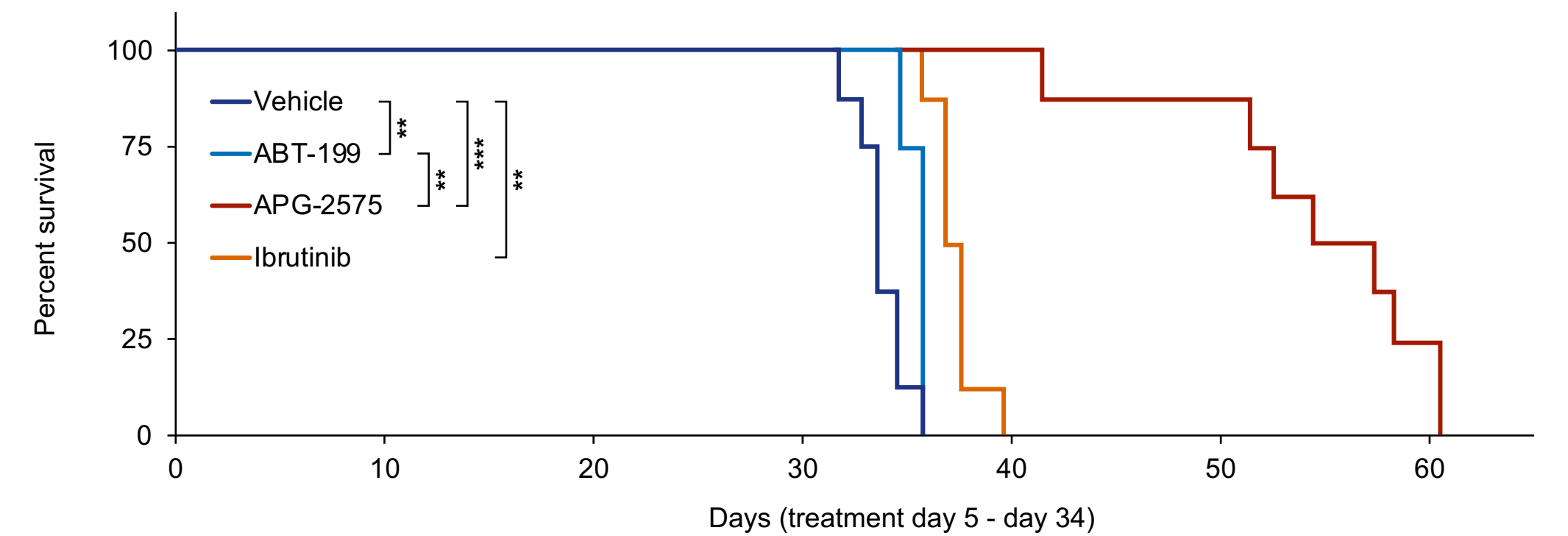
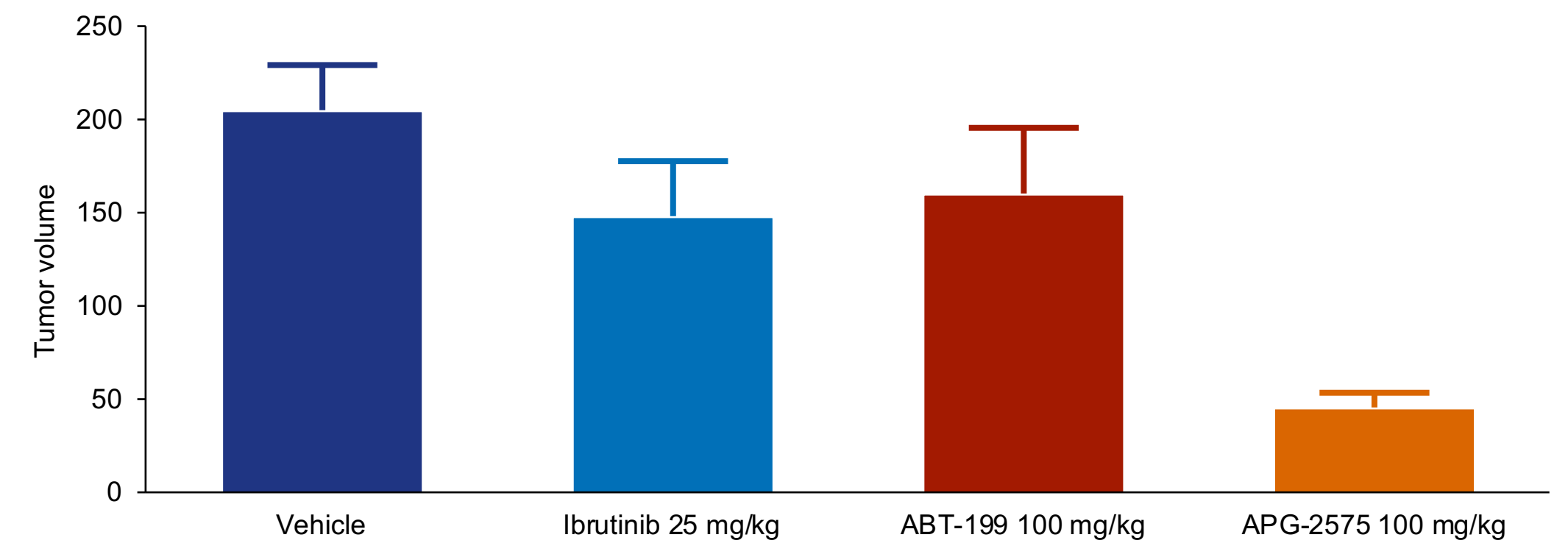
Nodal Response: C3D1-89% | C5D1-90%

Strong Pre-clinical Data in BTK Combo and BTK Resistant Pts

Synergistic Effects of APG-2575 in Combination with Ibrutinib



Efficacious In BTK Resistant WM PDX Model In Which Venetoclax Shows No Activity



Strong Differentiation From Venetoclax

APG-2575 Compared to Venetoclax

- Efficacious in BTK resistant WM PDX model in which Venetoclax shows no effect
- Daily ramp-up verse weekly ramp up
- Low lab and clinical TLS
- Less neutropenia and thrombocytopenia
- Short T1/2 & exposure--potentially lower risk of TLS with better safety profile

Conclusion

When Selectively Targeting BCL-2



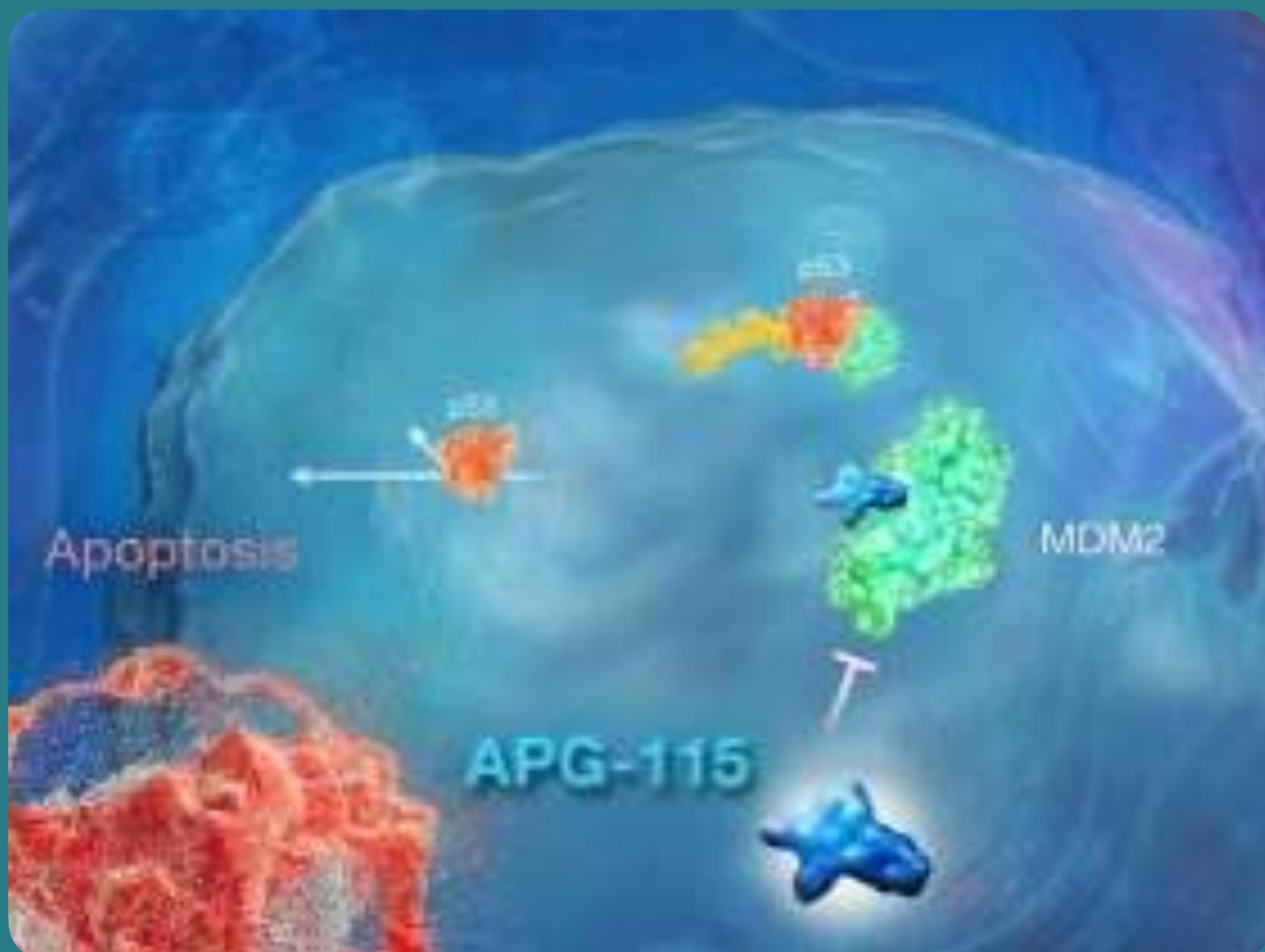
Less is more

- Dose Escalation (Daily Ramp)
- PK Properties (T1/2 & AUC)
- Safety: TLS, DDI

APG-115 Overview

MDM2-p53 Inhibitor

Activates p53 tumor suppression
via MDM2-p53 PPI



Milestones & Clinical Developments

Granted ODD for the treatment of AML, gastric cancer, soft tissue sarcoma, retinoblastoma and stage IIb to IV melanoma	China: the first MDM2-p53 inhibitor entering clinical stage in China, with multiple ongoing clinical studies in treating solid tumors as well as hematological tumors.	U.S: enrolling three clinical trials of APG-115.	A Phase Ib/II study in combination with pembrolizumab for treatment of metastatic melanoma and other advanced solid tumors, in collaboration with Merck
A Phase I/II combination with chemo in AML	A Phase I/II study as a single agent or in combination with chemotherapy for treatment of salivary gland cancer.	U.S & China: Additional combination trial INDs are under development	

APG-115: A Novel, Potent MDM2-P53 Inhibitor

Most potent MDM2 inhibitor in clinical development. Best-in-class potential.

Blocks MDM2-P53 PPI & activates the tumor suppressor P53	Directly regulates host immunological responses in the TME and potentially overcome IO resistance	Effectively induces apoptosis with the best-in-class potential	Synergy with PD-1 blockade in both TP53WT and TP53MUT tumors	MDM2amp associated with Hyperprogression after αPD1 Rx (Kato et al., 2017)
--	---	--	--	--

Initial Signs of Efficacy in IO combo

Phase Ib Study in IO resistant/relapsed patients in combination with Keytruda®

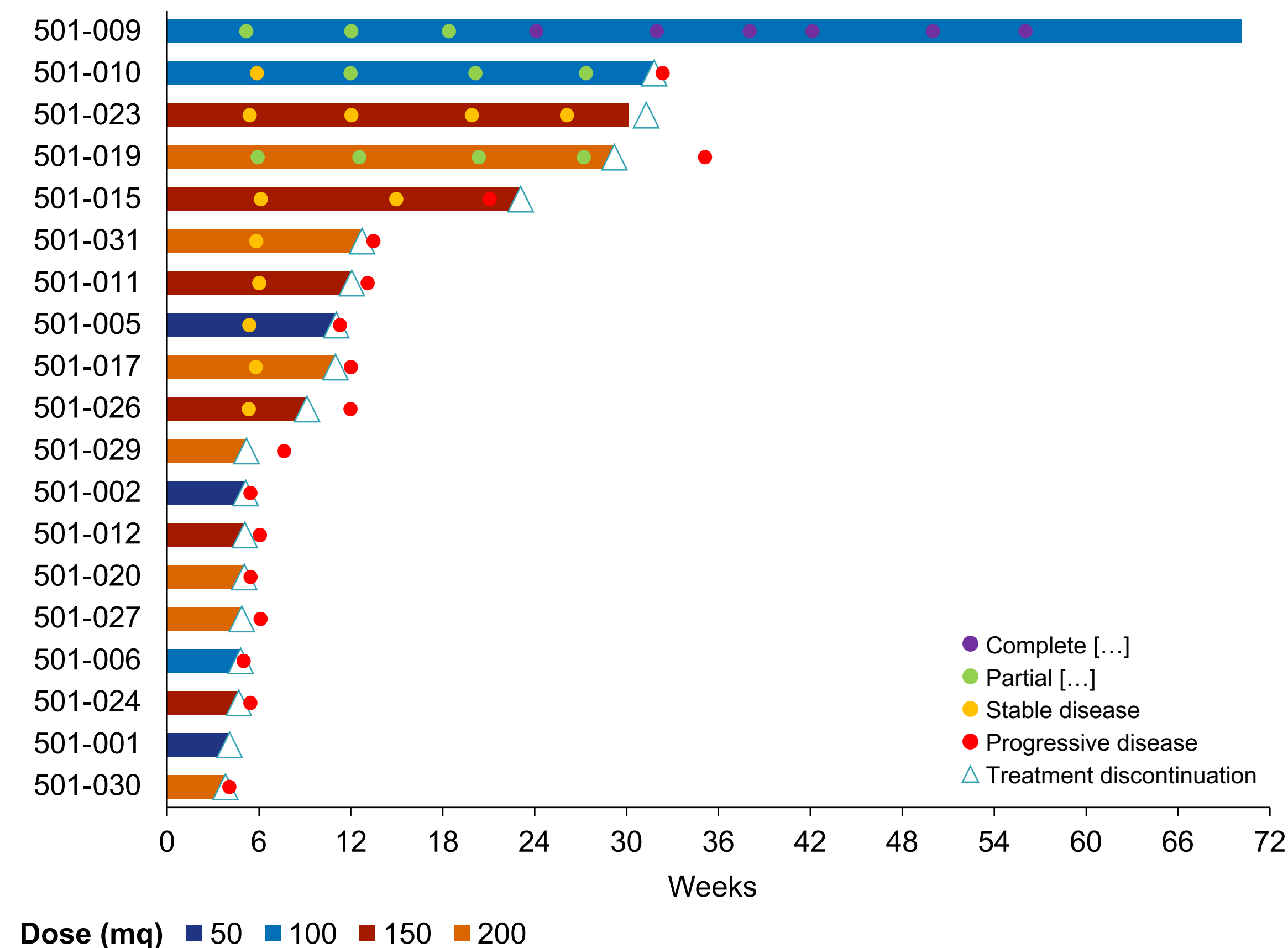
Overview & Safety

Treatment Related AEs (at least Grade 3) by Preferred Term

	50 mg (n=3)	100 mg (n=3)	150 mg (n=6)	200 mg (n=7)	Overall (n=19)
Any drug-related AEs with severity Grade at least 3, n (%)	0	1 (33.3)	2 (33.3)	3 (42.9)	6 (31.6)
Platelet count decreased	0 (0.0)	0 (0.0)	2 (33.3)	2 (28.6)	4 (21.1)
Neutrophil count decreased	0 (0.0)	1 (33.3)	1 (16.7)	1 (14.3)	3 (15.8)
Adrenal insufficiency	0 (0.0)	0 (0.0)	0 (0.0)	1 (14.3)	1 (5.3)
Anemia	0 (0.0)	0 (0.0)	0 (0.0)	1 (14.3)	1 (5.3)
Febrile neutropenia	0 (0.0)	0 (0.0)	0 (0.0)	1 (14.3)	1 (5.3)
Lymphocyte count decreased	0 (0.0)	0 (0.0)	1 (16.7)	0 (0.0)	1 (5.3)
White blood cell count decreased	0 (0.0)	0 (0.0)	0 (0.0)	1 (14.3)	1 (5.3)

- MTD not reached, No DLT observed
- **RP2D** is determined as **150mg QOD**
- No new safety finding when combined with pembrolizumab
- PK: AUC & Cmax generally increase dose proportionally over the dose range of 50-200 mg.
- PD: MIC-1(biomarker of TP53 activation) serum increase was exposure dependent within the dose range.
- Efficacy: **ORR: 16.7%** (1 CR|2PR) + 7SD = **DCR: 55.5%**
 - Resp: CR-Ovarian| PR-NSCLC, Appen. Adeno.|7SD | 8PD

Overview & Treatment Duration



Efficacy in IO Combo

Phase II Study in multiple cohorts in combination with Keytruda®

Efficacy in all Cohorts

Response	Melanoma (n = 32)	NSCLC (n = 19)	STK-11 (n = 5)	ATM (n = 11)	Liposarcoma (n = 17)	UC (n = 12)	MPNST (n = 6)
ORR (CR + PR)	24.1% (7/29)	6.7% (1/15)	0	0	6.2% (1/16)	12.5% (1/8)	16.7% (1/6)
DCR (CR + PR + SD)	55.2% (16/29)	46.7% (7/15)	25% (1/4)	44.4% (4/9)	81.2% (13/16)	12.5% (1/8)	66.7% (4/6)
Best overall RECIST or iRECIST response							
CR	1	0	0	0	0	0	0
PR	6 (2 unconfirmed)	1	0	0	1 (unconfirmed)	1	1 (unconfirmed)
SD	9	6	1	4	12	0	3

- ORR and DCR are based on efficacy evaluable population; stable disease (SD) requires a minimum duration of 2 cycles.
- CR, complete response; DCR disease control rate; PR, partial response; RECIST, Response Evaluation Criteria in Solid Tumors; UC, urothelial carcinoma.

Efficacy in Patients with IO Resistant Melanoma

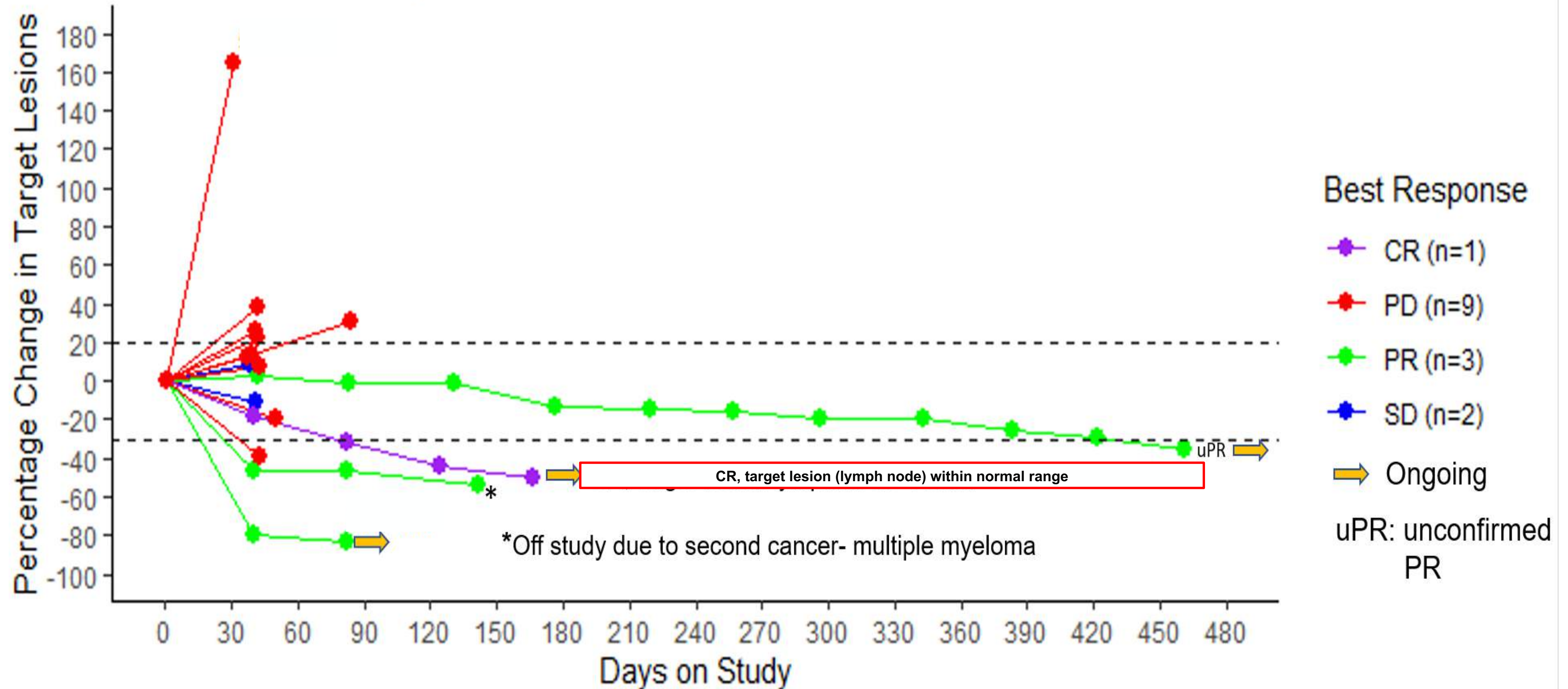
Response	Uveal (n = 8)	Mucosal (n = 5)	Cutaneous (n = 16)	Unknown primary (n = 3)	Total (N = 32)
ORR (CR + PR)	14.3% (1/7)	40% (2/5)	26.7% (4/15)	0	24.1% (7/29*)
DCR (CR+ PR+ SD)	71.4% (5/7)	40% (2/5)	46.7% (7/15)	100% (2/2)	55.2% (16/29)
Best overall RECIST or iRECIST response					
CR	0	0	1	0	1
PR	1	2 (1 unconfirmed)	3 (1 unconfirmed)	0	6
SD	4	0	3	2	9

Data cutoff: April 15, 2021

* Total evaluable patient N: 29

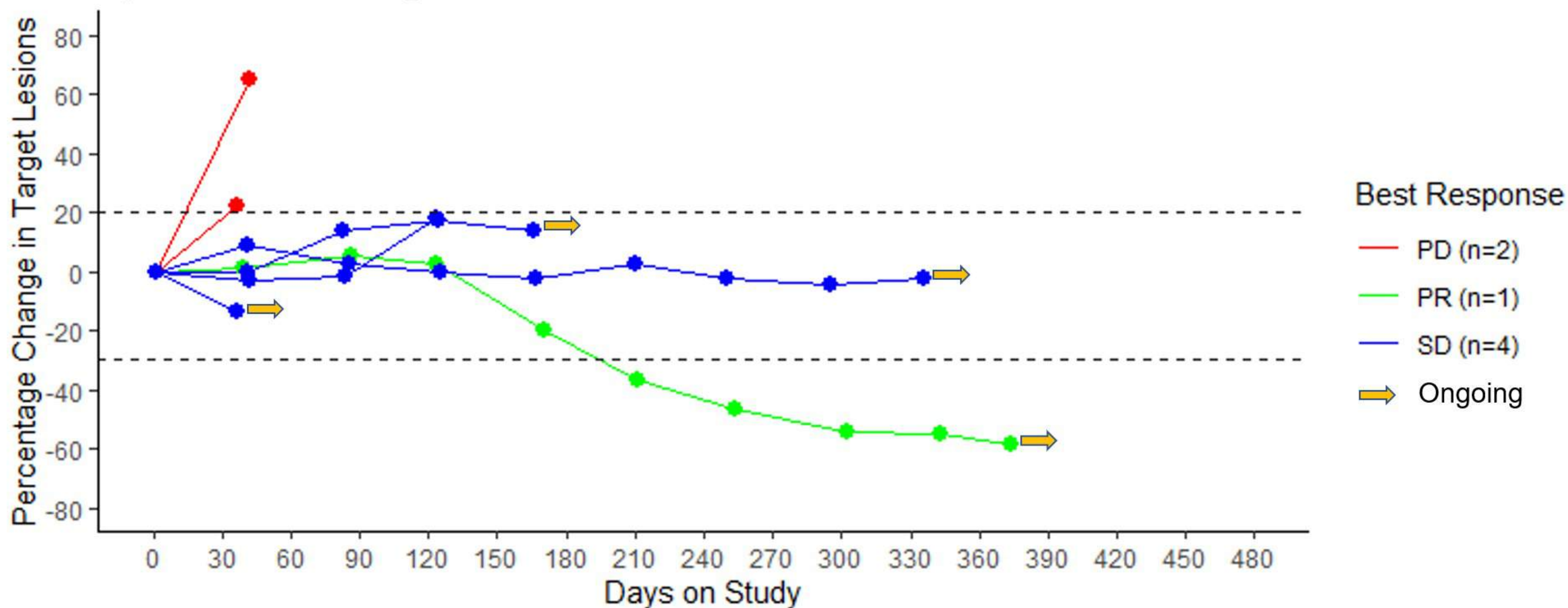
Efficacy in Patients with IO Resistant Cutaneous Melanoma Treated with APG-115 Plus Pembrolizumab

Spider Plot for Target Lesions -- APG115US002 Cutaneous Melanoma Cohort

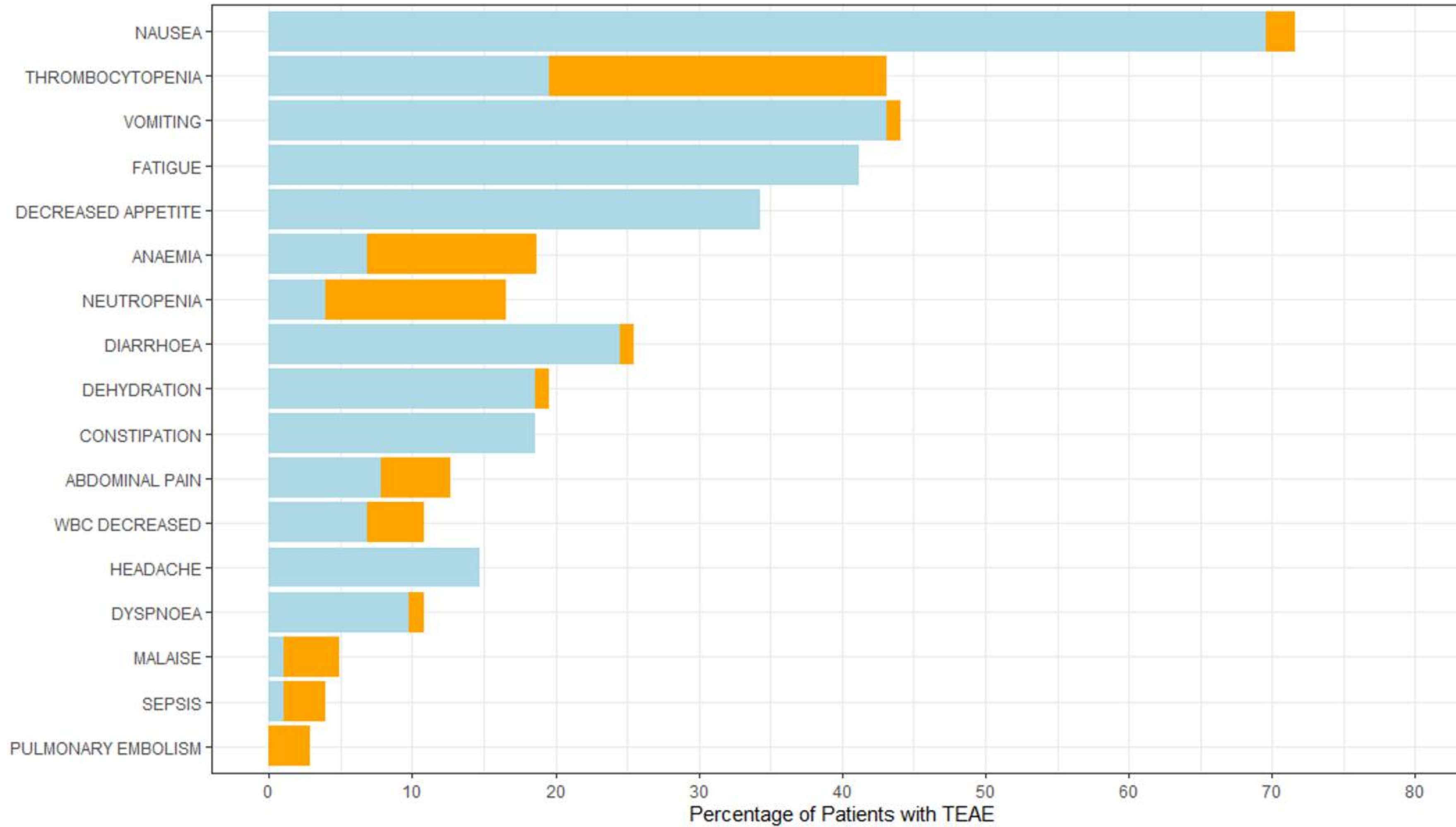


Efficacy in Patients with IO Resistant Uveal Melanoma Treated with APG-115 Plus Pembrolizumab

Spider Plot for Target Lesions -- APG115US002 Uveal Melanoma Cohort



Safety: Treatment Emergent AEs (TEAEs)

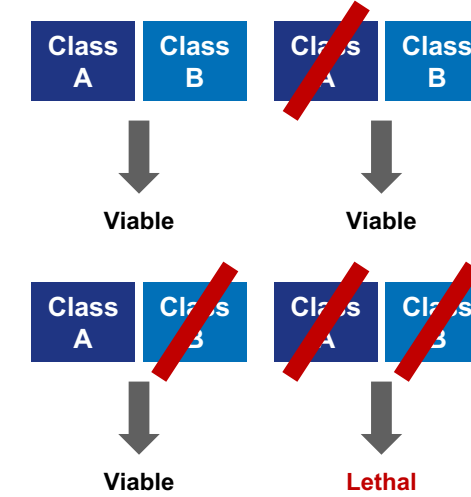


Grade
■ Grade 3-4
■ Grade 1-2

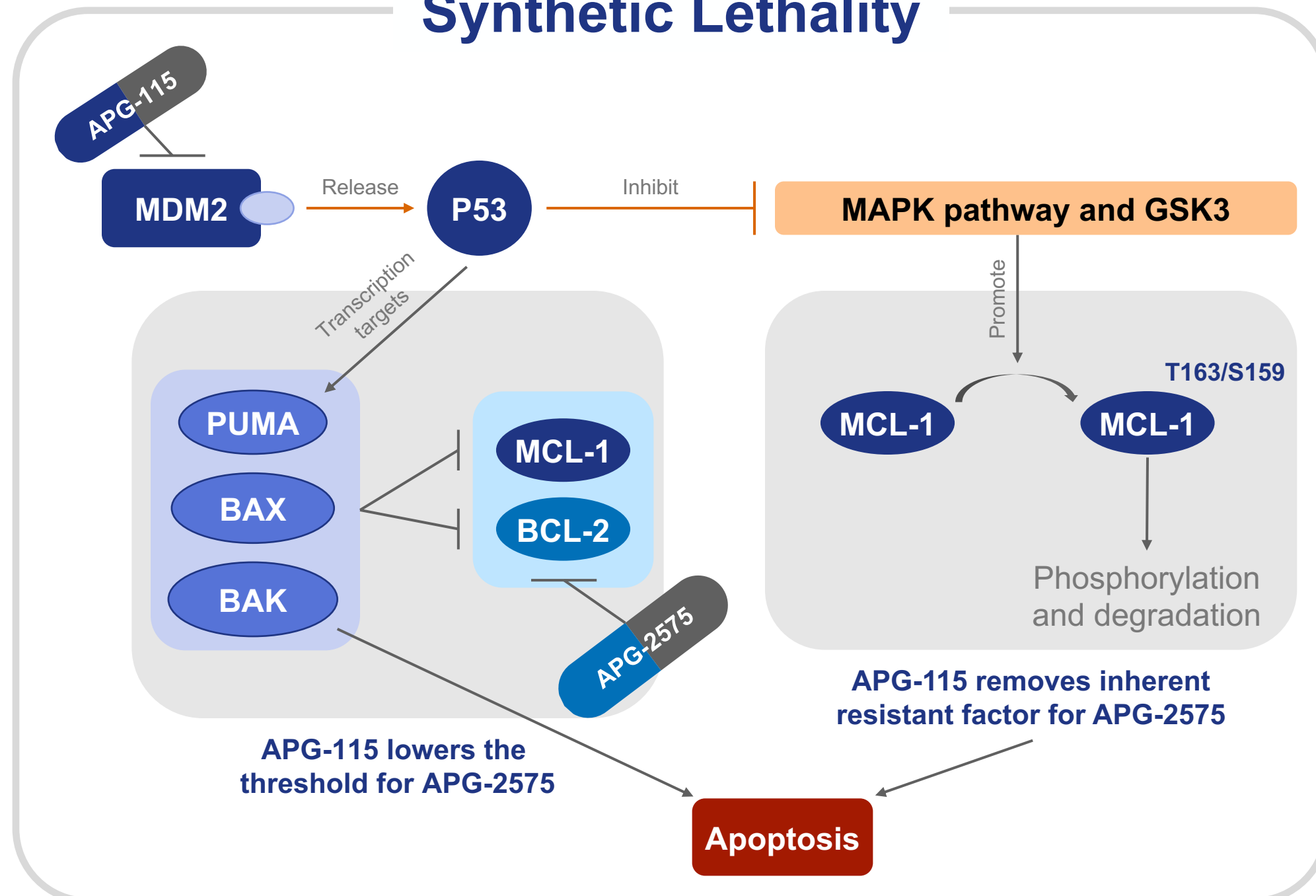
All grades: $\geq 10\%$
 G3 above: $\geq 2\%$

Combining APG-115 and APG-2575 to Achieve Synthetic Lethality

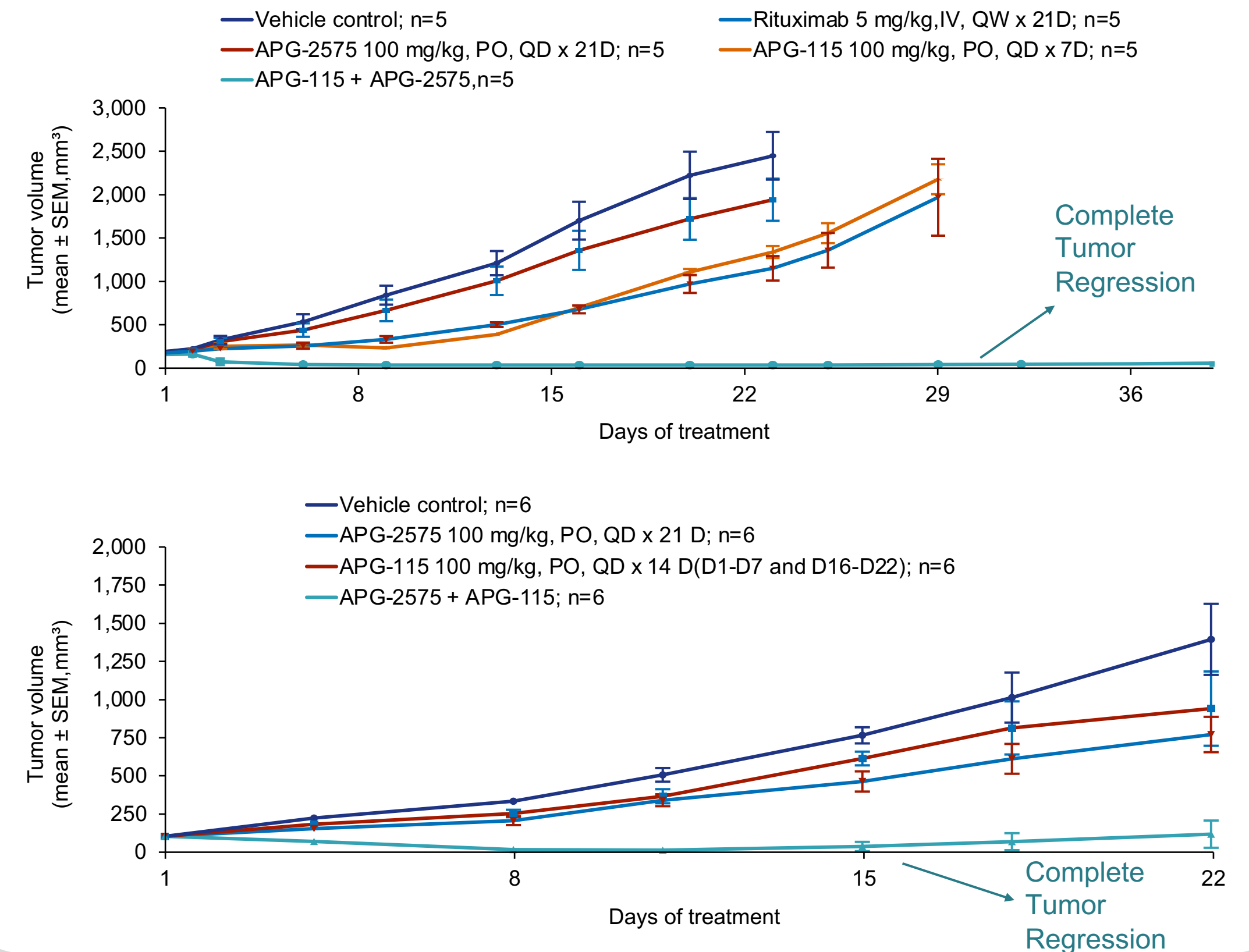
- “**Synthetic lethality**” describes a strategy where blocking two mutations result in cell death, but the cancerous cells only has one mutation. By artificially inducing a second mutation the medicine can induce cancerous cell death.



Synthetic Lethality



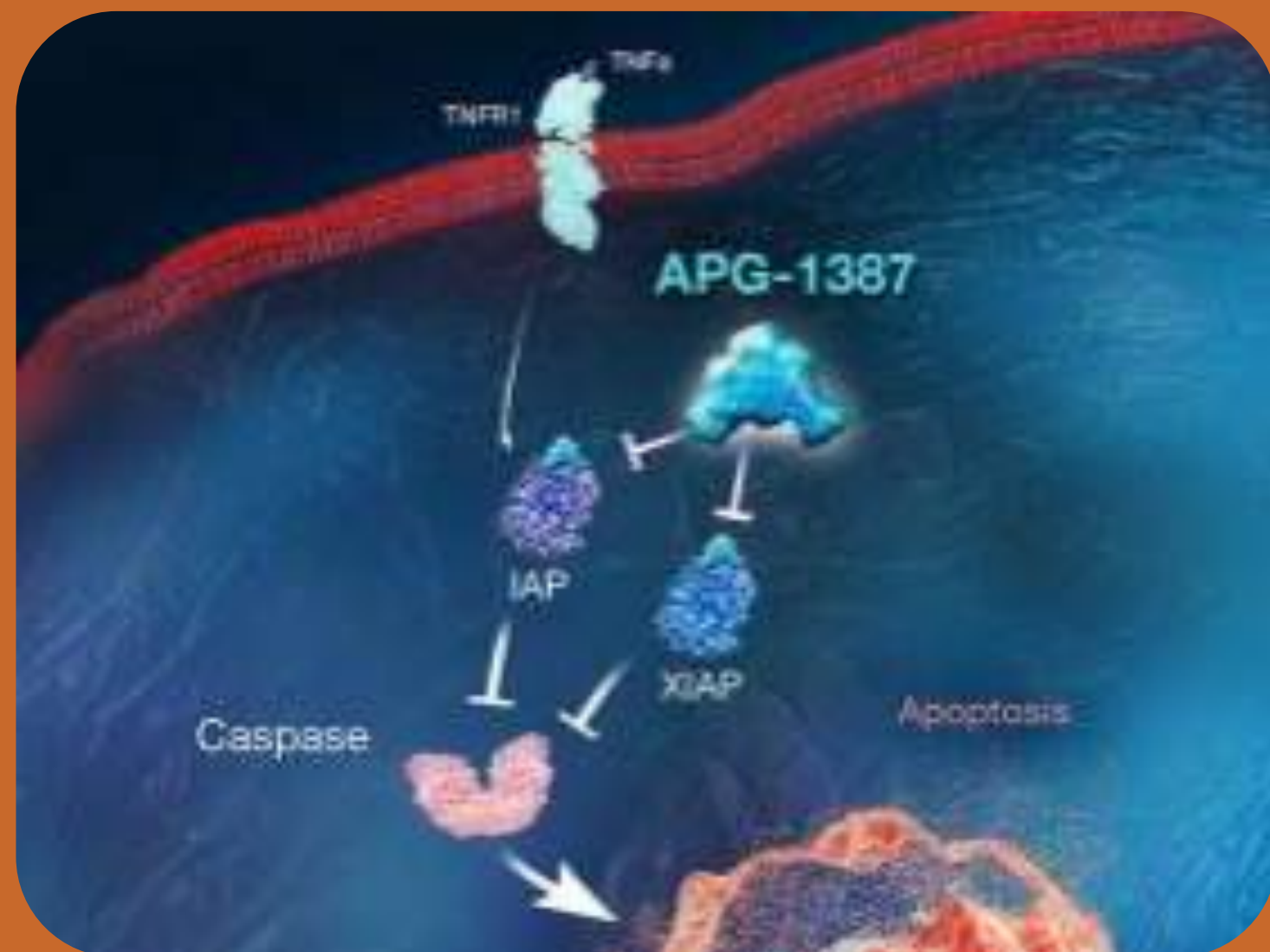
Complete Response in Animal Tumor Models



Use in Both Heme and Solid tumors , both oral and Chemo- Free, 1 + 1 > 2!

APG-1387

An Antagonist of IAP/XIAP
(SMAC Mimetic) Dimmer



Immuno-Oncology Development

- Only SMAC mimetic to inhibit both IAP1/2 and XIAP in the clinic
- Completed **3** Oncology Phase-1 dose escalation trials; known MTD and RP2D; AEs were mild to moderate, manageable and reversible
- Preliminary efficacy signal seen in combination with pembrolizumab, no additive toxicity
- **2** Phase Ib/II clinical trials of APG-1387 combined with immuno-checkpoint inhibitor or chemotherapy in advance solid tumors are ongoing

CHB Developments

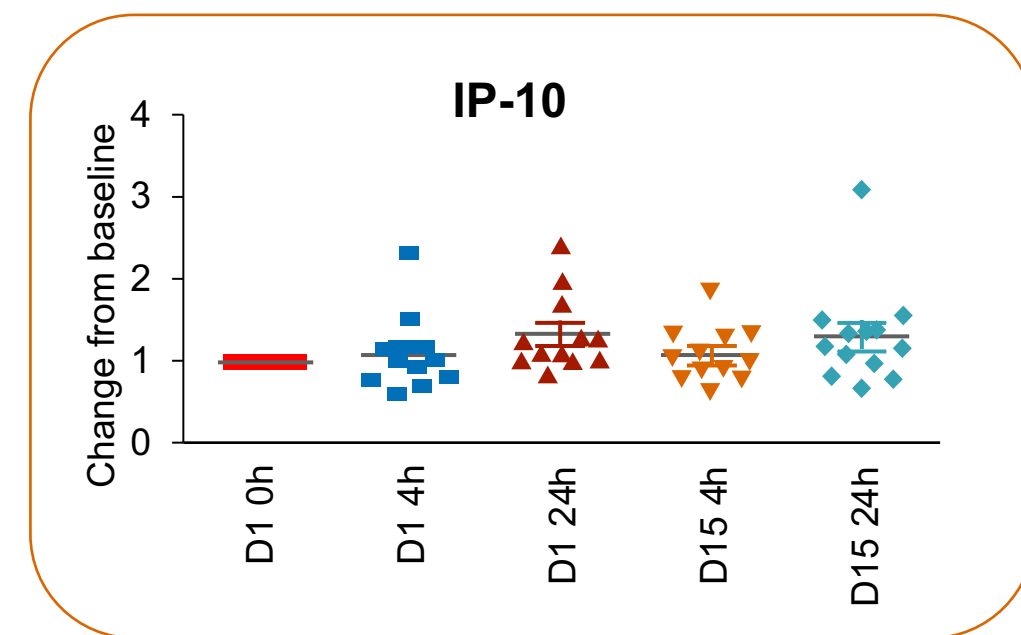
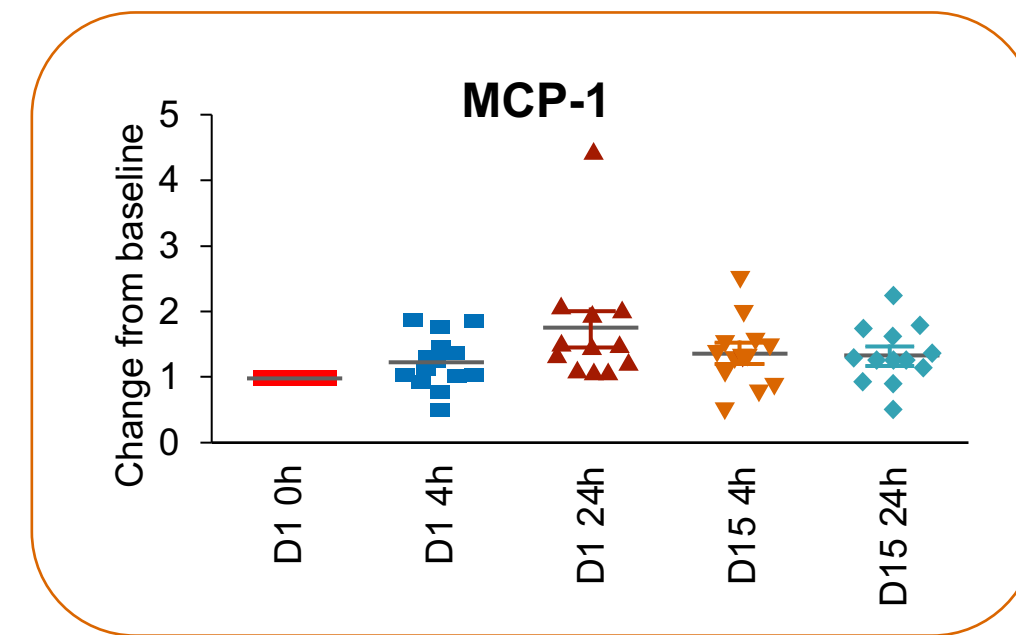
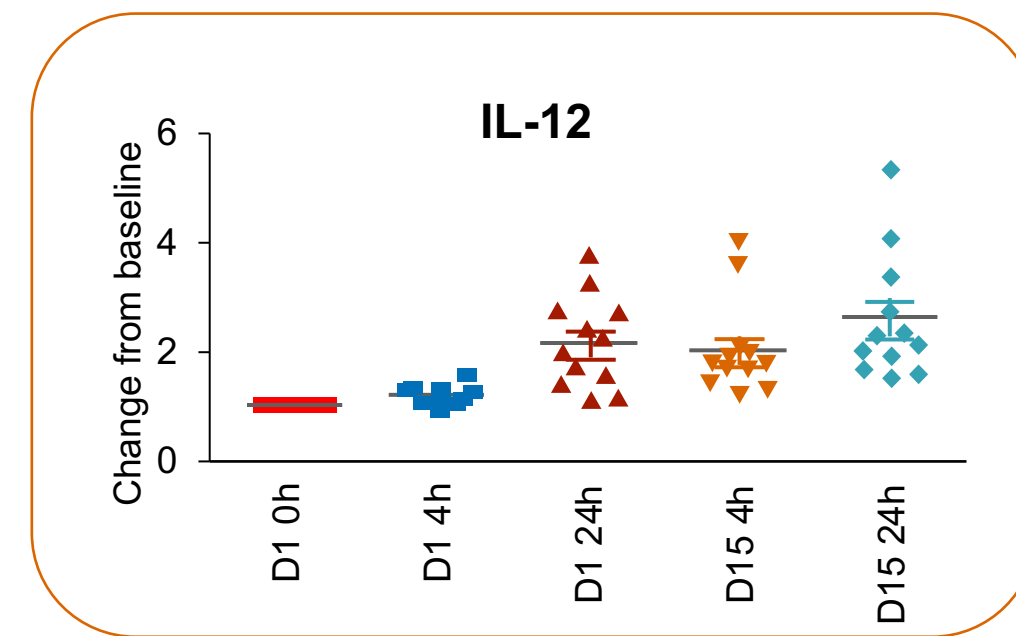
- A Phase Ib trial in naive Chronic Hepatitis B (CHB) patients completed the enrollment
- A Phase Ib/II trial combo with NAs in CHB patients is ongoing

Initial Signs of Efficacy in IO Combo

Phase Ib IO resistant/relapsed patients| combination with pembrolizumab

A potential host immune modulator

Plasma was collected from patients pre- & post- APG-1387 treatment at 4 & 24 hours on Day 1 & Day 15



- Human Cytokine 30-Plex analyses showed that IL-12, IP-10, and MCP-1 were increased in the plasma 24 hours post treatment with APG-1387.
- IL-12 elevation was observed in a time- and dose-dependent manner.

Anti-tumor Activity

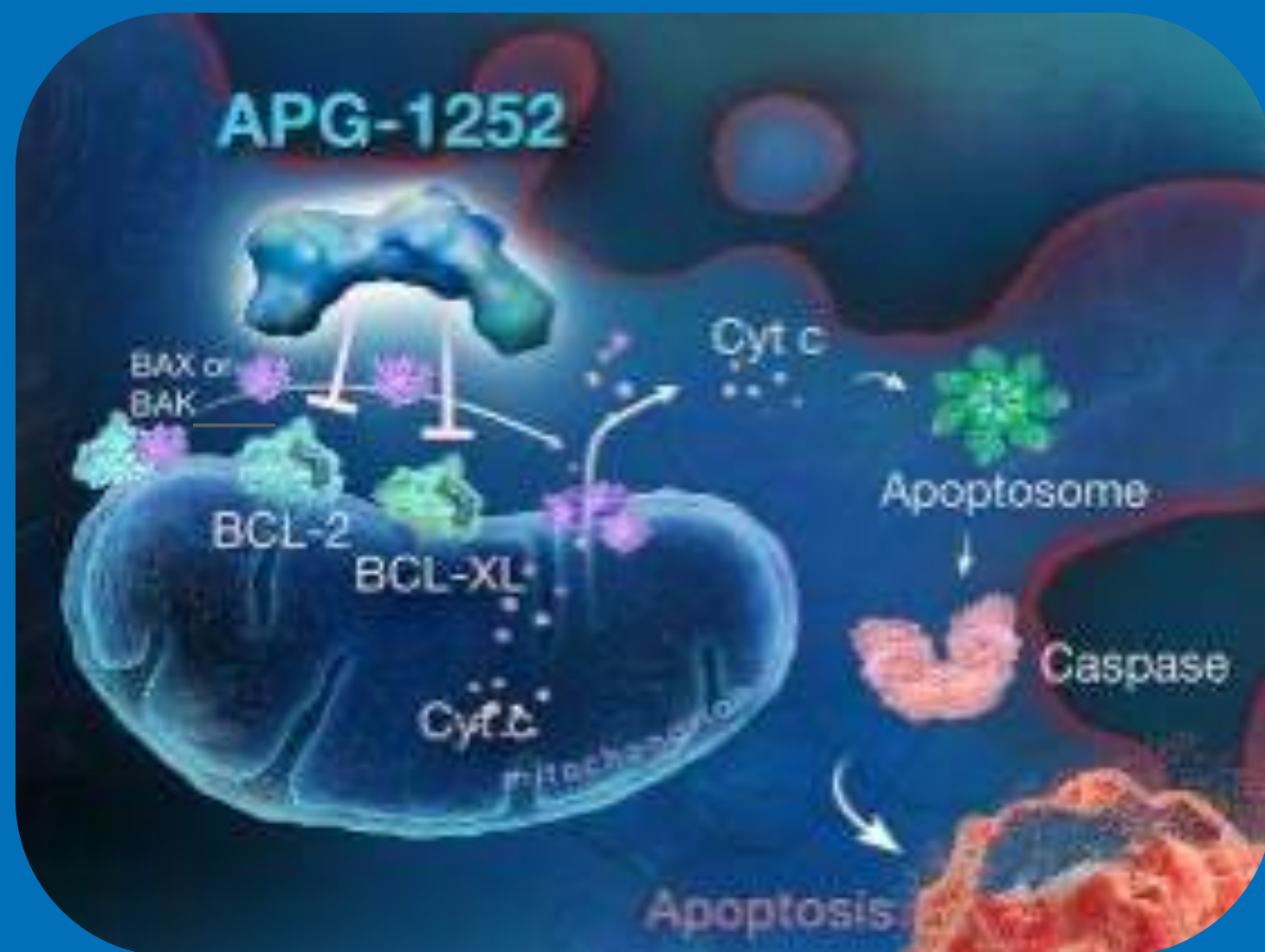
Response	All tumor types (N=56)	NSCLC (n=16)	Colorectal cancer (n=9)	Breast cancer (n=10)	HNSCC (n=3)	Ovarian cancer (n=7)	Pancreatic (n=7)	Others (n=4)
ORR (objective response rate, CR+PR)	12.0% (6/50)	15.4% (2/13)	11.1% (1/9)	11.1% (1/9)	33.3% (1/3)	16.7% (1/6)	0	–
DCR (disease control rate, SD and above)	50.0% (25/50)	92.3% (12/13)	44.4% (4/9)	33.3% (3/9)	33.3% (1/3)	50% (3/6)	16.7% (1/6)	–
Best overall response, n								
CR	0	0	0	0	0	0	0	0
PR	6	2	1	1	1	1	0	0
SD	20	10	3	2	0	2	1	2
PD	24	1	5	6	2	3	5	2
Non-evaluable	5	2	0	1	0	1	1	0
Not assessed	1	1	0	0	0	0	0	0

Among 50 efficacy evaluable patients;

- ORR 12% | 6-PR (2 NSCLC |1 CRC |1 BC |1 HNSCC |1 ovarian cancer)
- DCR 50% | 20- SD
- All TRAE were grade 3. No grade 4 and above TRAE were observed

APG-1252 Pelcitoclax

BCL-2/BCL-xL Inhibitor



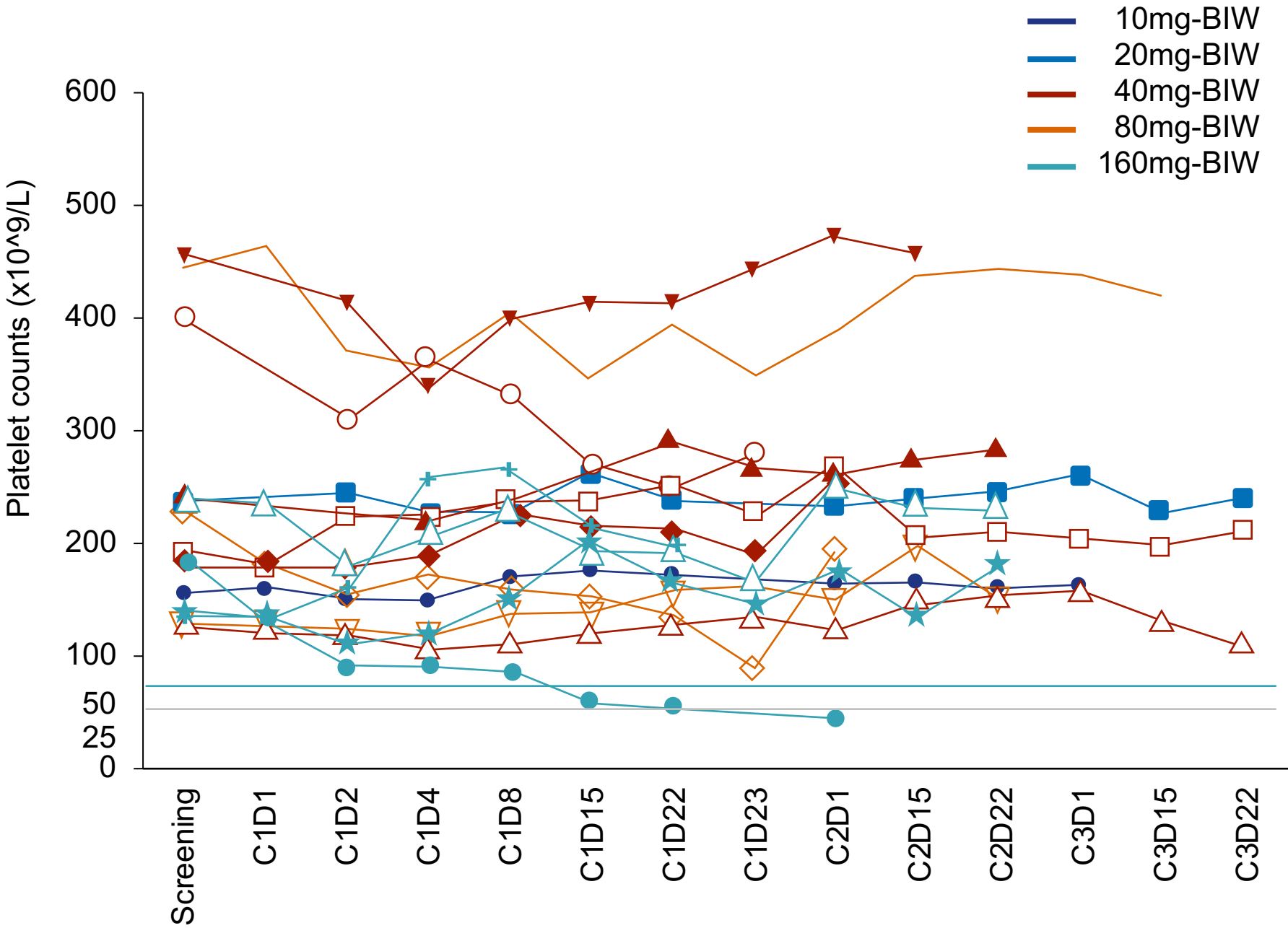
Milestones & Clinical Developments

- Potentially the best-in-class Bcl-2/Bcl-xL inhibitor with novel combination in solid and hematological malignancies
- Entered 2 combination trials
 - A Phase Ib/II study of APG-1252 plus Ruxolitinib in patients with myelofibrosis in the United States
 - A Phase Ib study of APG-1252 plus Osimertinib in patients with NSCLC in China
- A total of 183 patients have been treated with APG-1252
- Granted ODD for the treatment of SCLC in Sep 2020

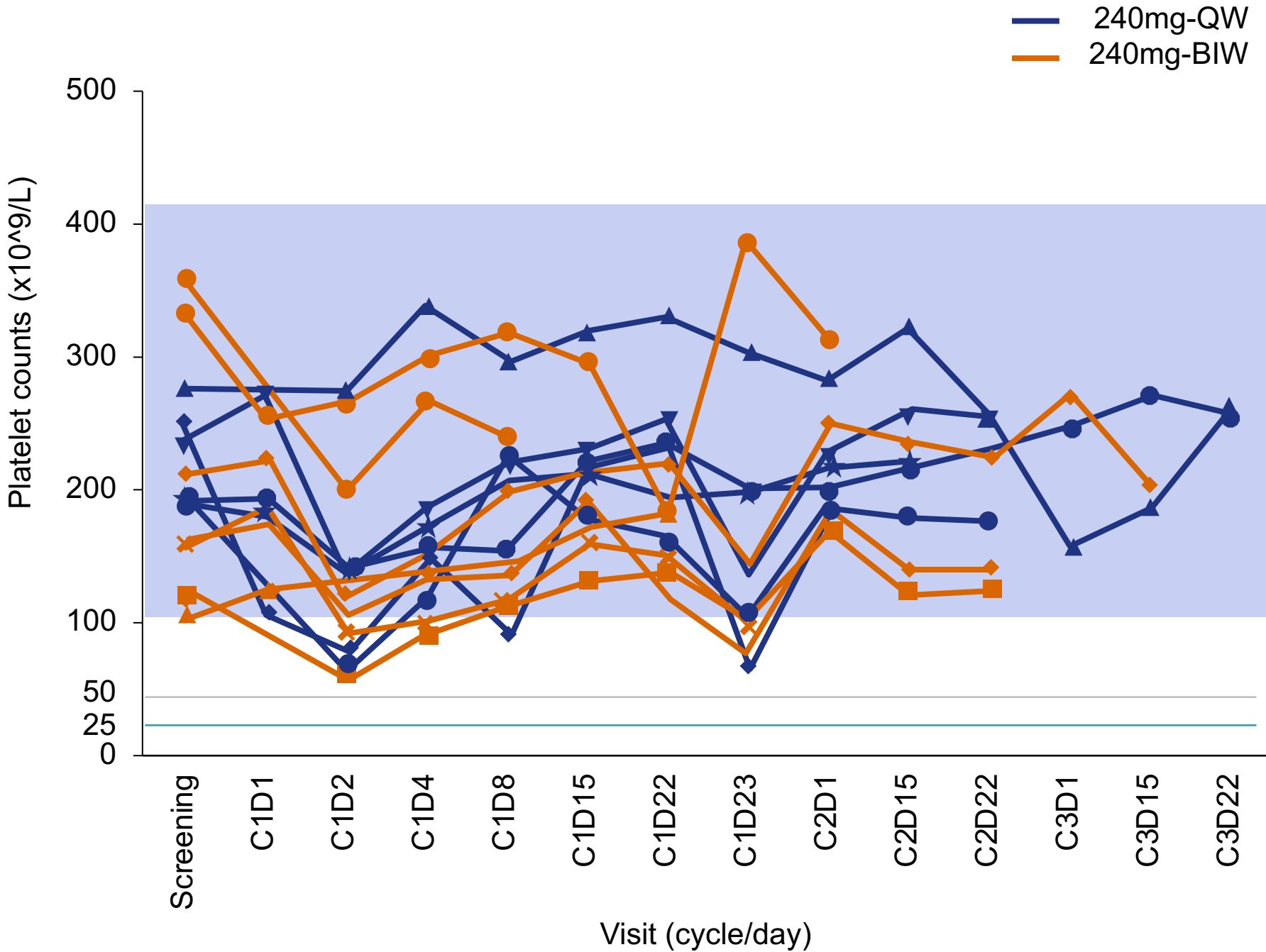
APG-1252 Phase I Safety Data: Well-Managed Platelet Toxicity

APG-1252 Solves Platelet Toxicity by Design; 240mg QW RP2D

APG-1252
10-160mg dose cohorts

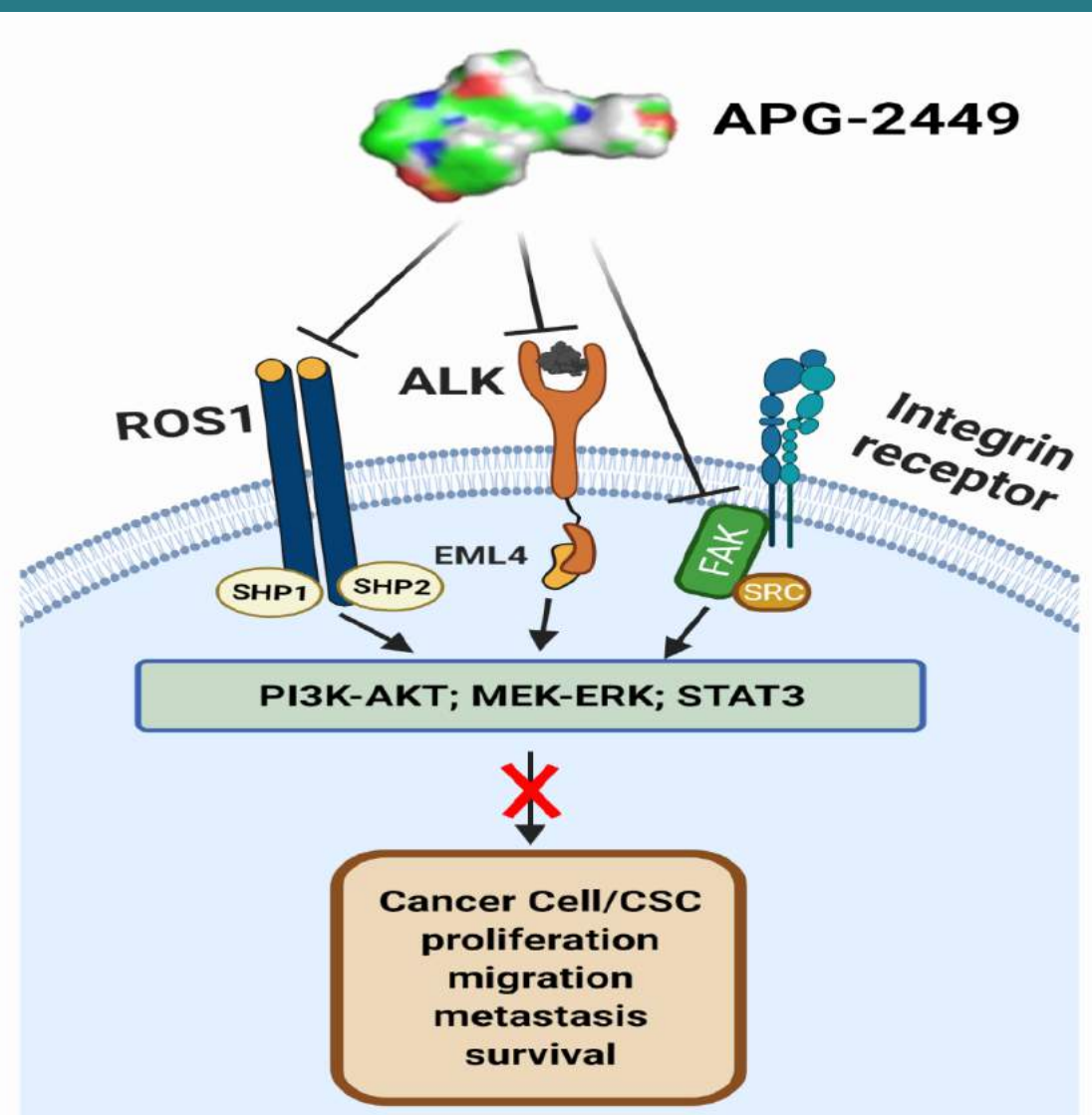


240mg dose cohort
(N=13)



APG-2449

ALK/FAK/ROS1



Milestones & Clinical Developments

- APG-2449 is a next-generation novel potent kinase inhibitor with multiple targets including FAK, ALK and ROS1 proteins
- APG-2449 demonstrated effectiveness in multi-tumor type models as monotherapy or in combination with other agents in pre-clinical studies
- Phase I study is ongoing in China with 7 dose levels investigated, 54 patients dosed as of Aug. 23rd

Pre-Clinical Assets

EED Selective/MDM2-p53 Degradar

Focused on validated targets with clear biomarker, clinical indications and fast regulatory approval



High unmet medical needs

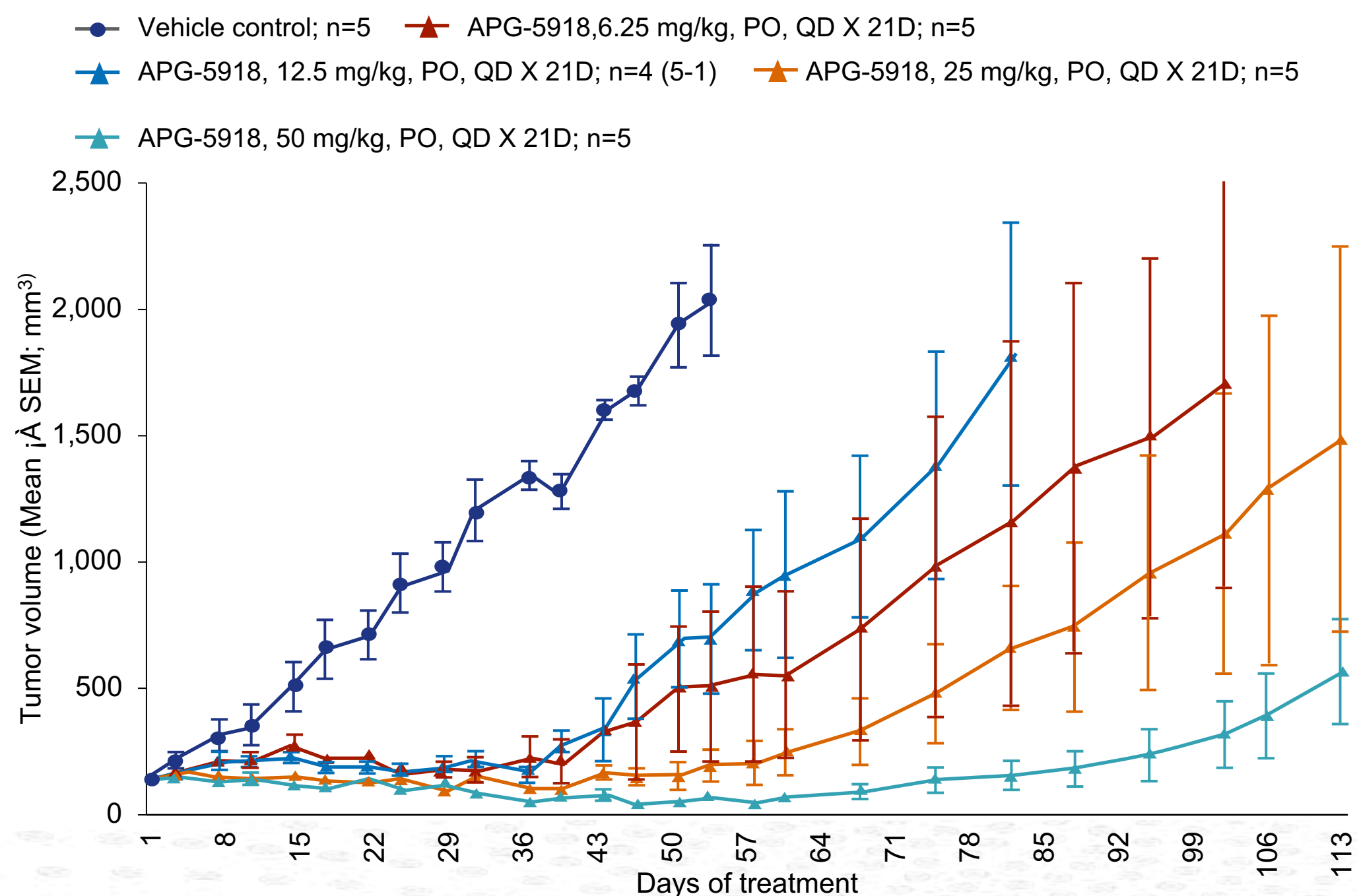
First-in-class or best-in-class potential

Transformative new technology

APG-5918: A Best-in-Class EED Inhibitor in IND-Enabling Studies

Items		APG-5918	MAK683 (Novartis)
Binding affinity to EED protein (IC ₅₀ (nM))		1.2	34 ± 18 (EED226)
Cell Growth Inhibition Assay (IC ₅₀ , nM)	Karpas422	1.94±0.6	3.3
	Pfeiffer	0.14	0.7

In vivo activity (KARPAS-422 xenograft)

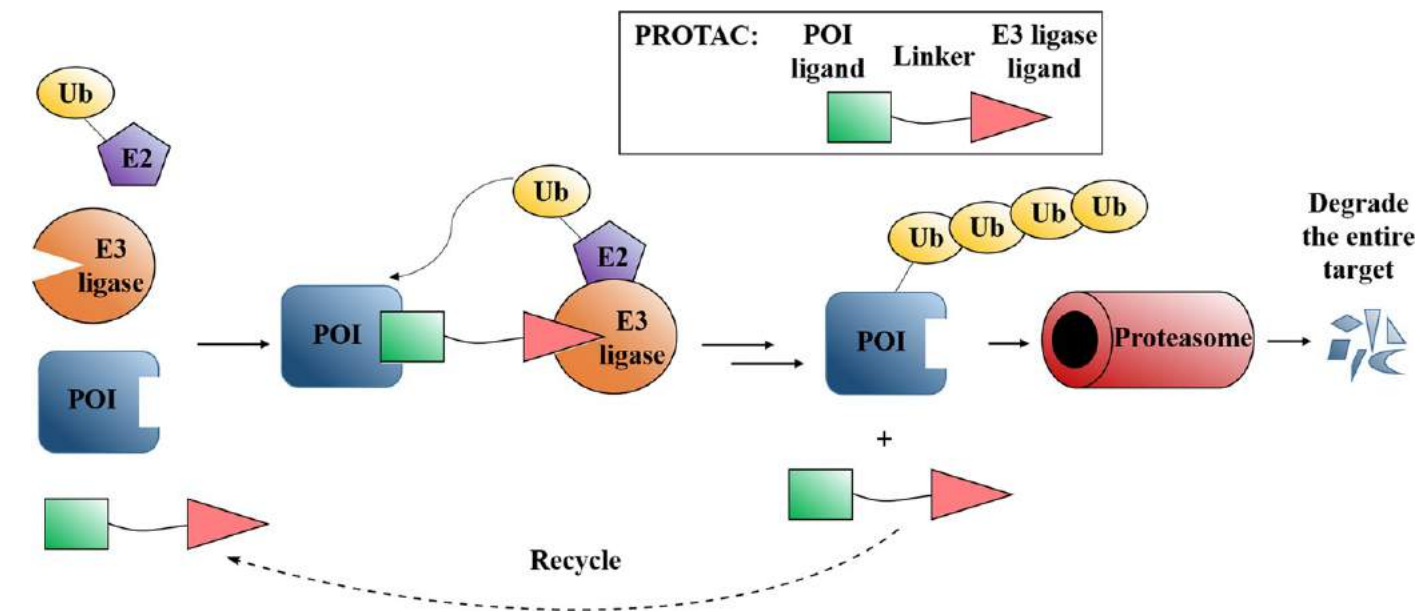


APG-5918

- A highly potent EED inhibitor
- Excellent ADME and oral PK properties
- Achieve tumor regression with oral dosing
- Well tolerated in animals
- Best-in-class potential
- EED inhibitors have achieved preclinical POC results with the potential to treat solid and hematological malignancies, as well as sickle cell disease and beta-thalassemia
- **IND-enabling studies**

PROTACs: A Transformative New Therapeutic Strategy by Inducing Protein Degradation

PROTACs (proteolysis-targeting chimeras)



PROTAC: A transformative new technology

- Removal of a disease-causing protein by degradation instead of inhibition of the activity of a protein
- Achieving extremely high potency and selectivity
- Improved efficacy over traditional drugs (overcoming drug resistance)
- Reduced off-target toxicities
- Dramatically expanding druggable genome;

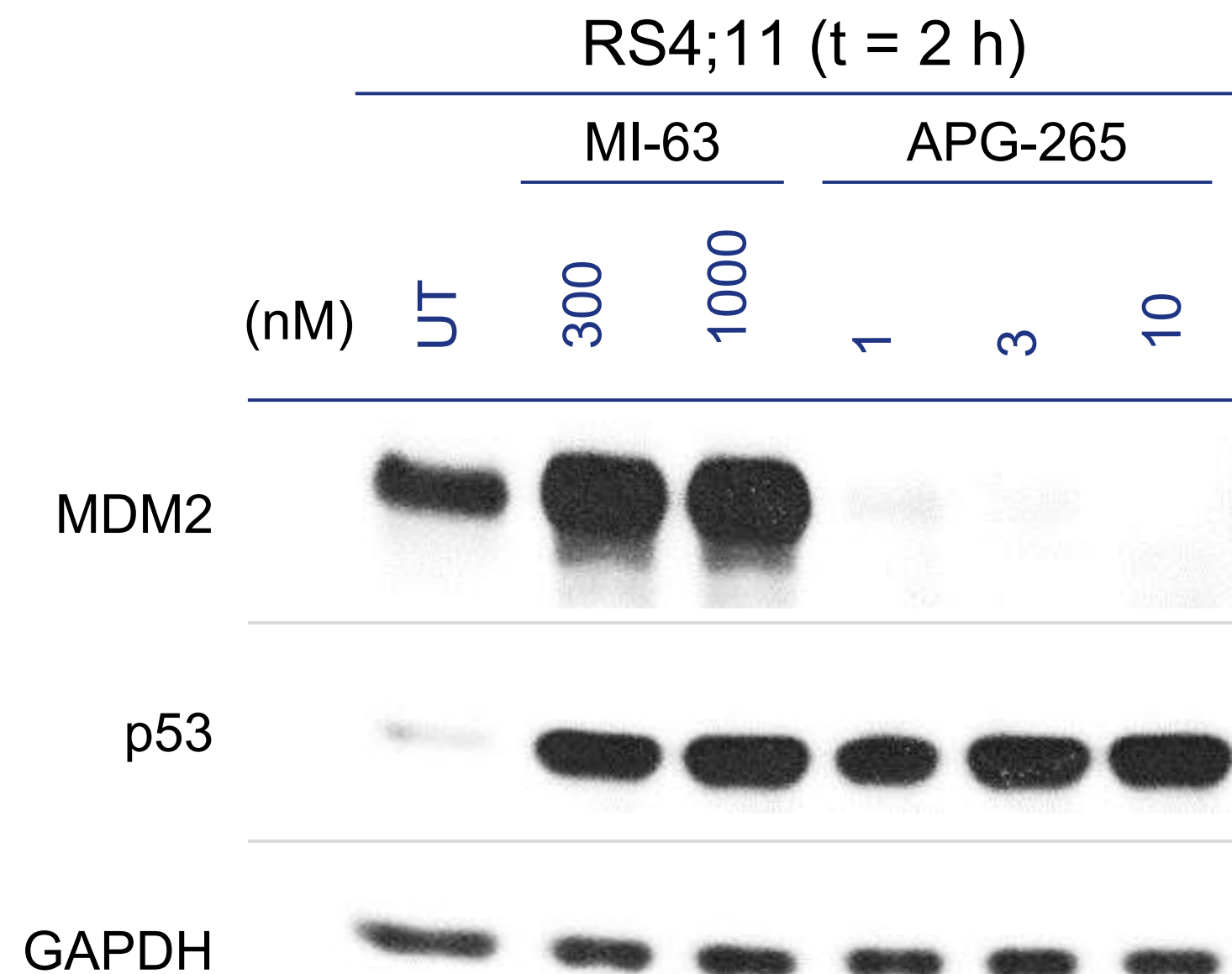


PROTACs MDM2 protein degrader

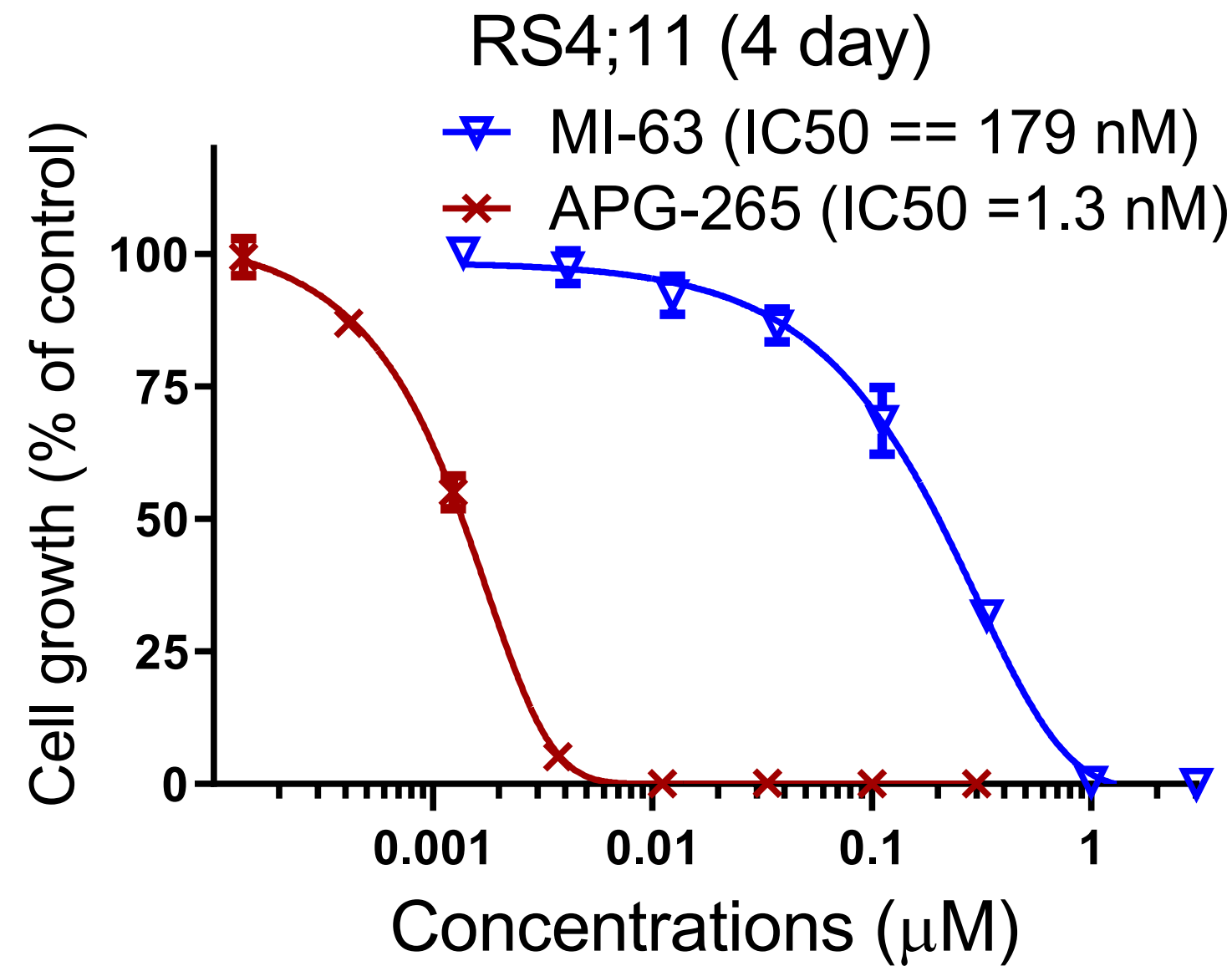
- The molecule is well-tolerated in mice, rats and dogs;
- The molecule has excellent pharmacokinetics in rodents and non-rodents

PROTAC MDM2 Degradator

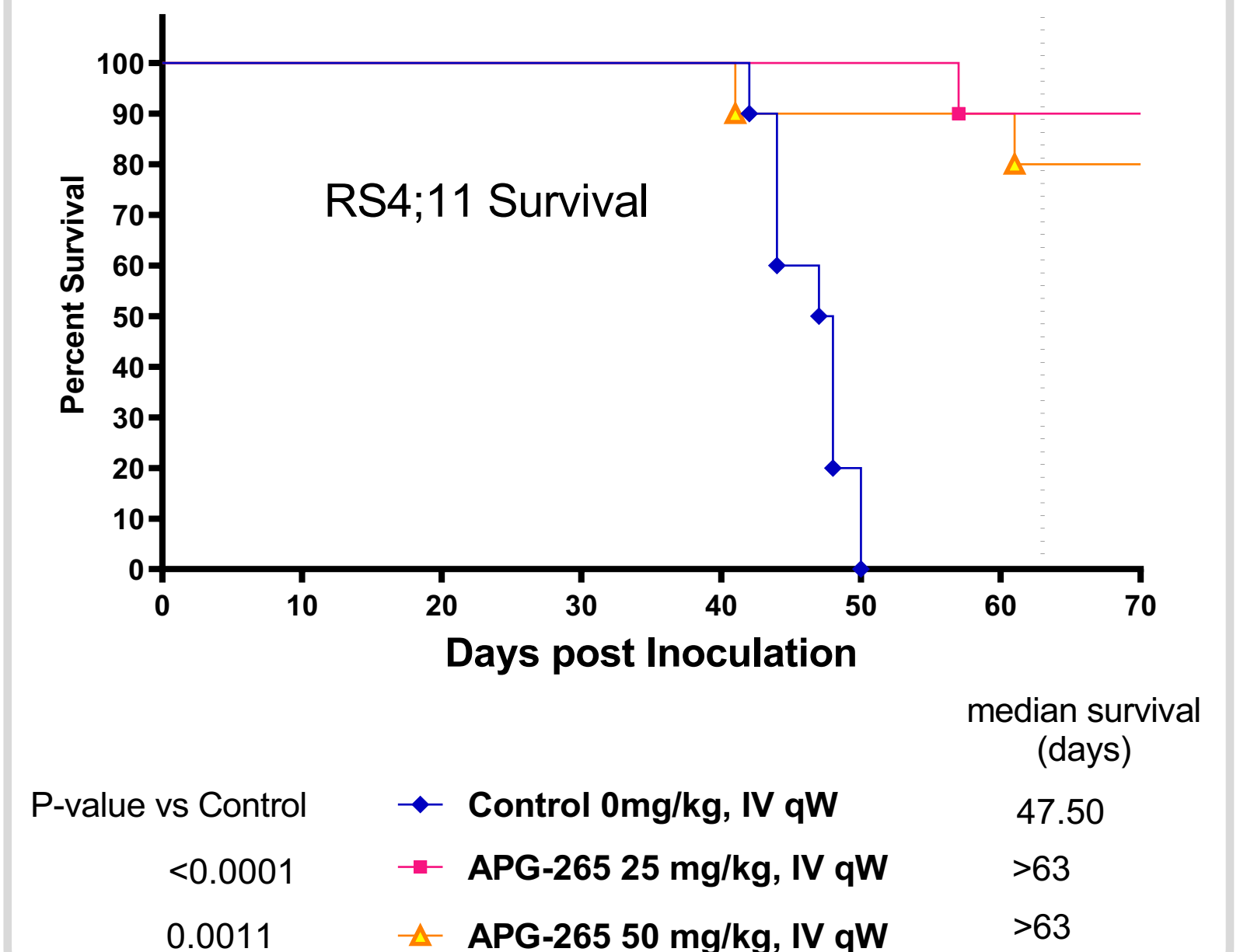
Potent and complete degradation of MDM2 protein in acute leukemia cells



>100-fold improved cell growth inhibition activity by the molecule over MDM2 inhibitor MI-63



Dramatic survival benefit in disseminated leukemia mouse model



• The molecule :

- Is >100-times more potent than MDM2 inhibitor in >100 AML patient samples with wild-type p53 status
- Is well-tolerated in mice, rats and dogs
- has excellent pharmacokinetics in rodents and non-rodents

Our Experienced Executives Team



**Dajun Yang, M.D.,
Ph.D.**

CO-FOUNDER
CHAIRMAN &
CHIEF EXECUTIVE OFFICER



Ming Guo, Ph.D.

CO-FOUNDER
EX-PRESIDENT &
CHIEF OPERATING OFFICER



**Yifan Zhai, M.D.,
Ph.D.**

CHIEF MEDICAL OFFICER



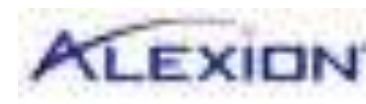
Gang Zhu

CHIEF COMMERCIAL OFFICER



Jeff Kmetz

CHIEF BUSINESS OFFICER



Thomas Knapp

SVP, GENERAL COUNSEL



James (Jim) Tripp

SVP, PORTFOLIO MANAGEMENT
AND HEAD OF US OPERATIONS



Renowned & Globally Recognized Advisors



Shaomeng Wang Ph.D.

- Professor in Medicine, University of Michigan
- Editor-in-chief, Journal of Medicinal Chemistry




Journal of
Medicinal Chemistry



Allen S. Lichter

M.D., FASCO

- CEO of ASCO from 2006-2016
- Dean of the University of Michigan Medical School from 1998-2006
- Director of Radiation Therapy of NCI



Jedd D. Wolchock

M.D., PhD, FASCO

- Chief of the Immuno-Oncology Service, The Lloyd J. Old Chair in Clinical Investigation at Memorial Sloan Kettering Cancer Center
- Director, Parker Institute for Cancer Immunotherapy at MSK
- Professor of Medicine, Weill Medical College of Cornell University



Paul A. Bun Jr.

M.D.

- President of ASCO, IASLC and AACI
- James Dudley Professor of Lung Cancer Research at the University of Colorado, founding director of the University of Colorado Cancer Center



James O. Armitage

M.D.

- Former president of ASCO
- Joe Shapiro Chair at the University of Nebraska Medical Center
- Member, Board of Directors, Tesaro



Arul Chinnaiyan

M.D., PhD

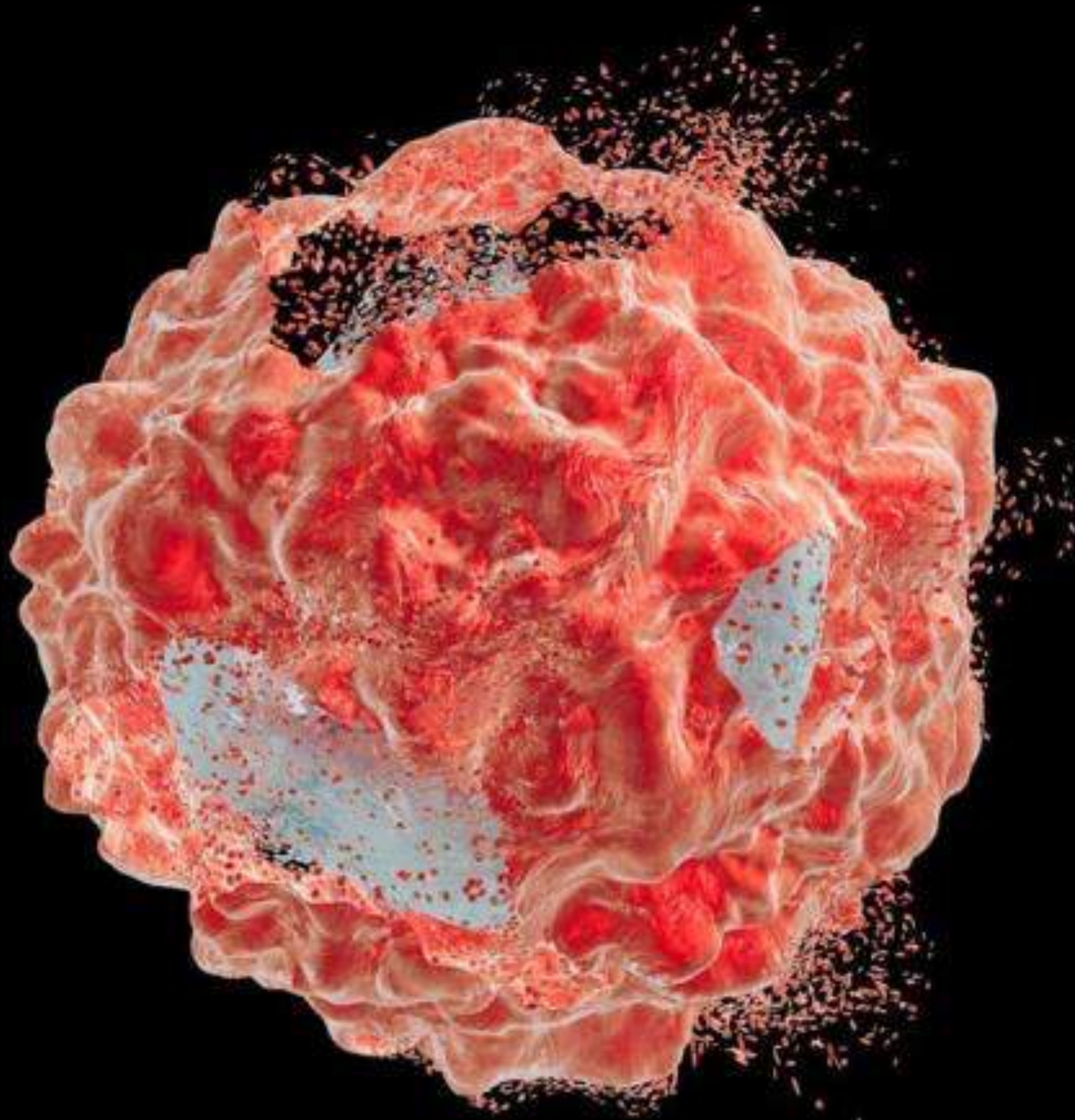
- Howard Hughes Medical Institute Investigator
- S.P. Hicks Endowed Professor at the University of Michigan Medical School



IP Portfolio for Key Clinical Assets

Core Compound	Patent Type	Year Patent Expires
HQP1351	Product (Core compound structure); Process; Combination; Use; Formulation	2031-2039/40*
APG-2575	Product (Core compound structure); Combination; Process; Use	2037-2039/40*
APG-115	Product (Core compound structure); Process; Combination; Use	2035-2039/40*
APG-1387	Product (Core compound structure); New indication; Combination; Use	2033-2039/40*
APG-1252	Product (Core compound structure)Process; Formulation; Combination; Use	2034-2039/40*

*some patent types are still in the prosecution process



Ascentage Pharma Group

*Advancing Therapies That
Restore Apoptosis*